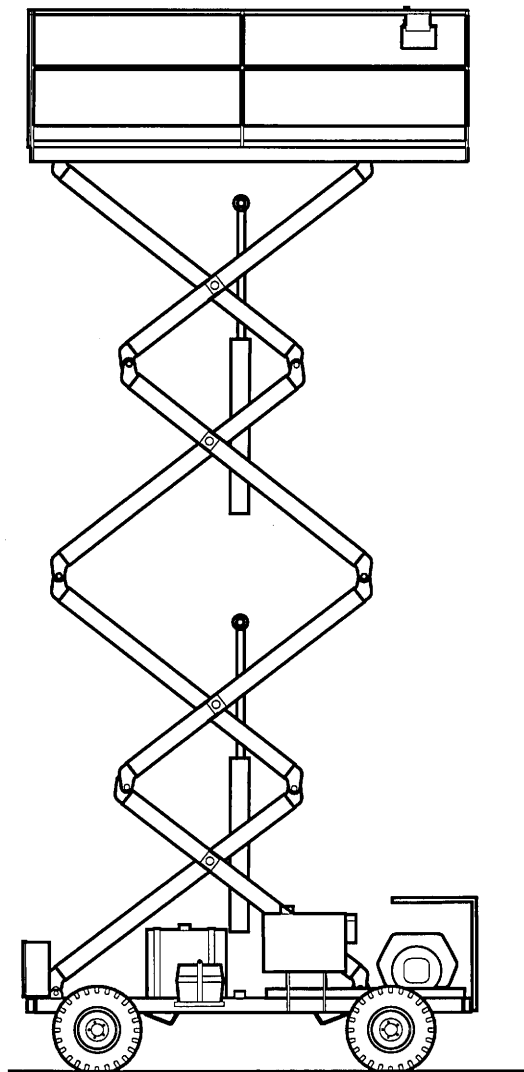


# SCISSORS 2515 G; 2515 RT

 **TEREX AERIALS**  
Milwaukee, Wisconsin

## ILLUSTRATED PARTS CATALOG

FOR MACHINE  
SERIAL NUMBER  
\_\_\_\_\_



Art # A00.00903E

Part No. 89-921505 • Initial Issue dated December, 1996 •

# TABLE OF CONTENTS

## INTRODUCTION

## PRIMARY MACHINE COMPONENT GROUPS

### SECTION 1: UNDERCARRIAGE

01.75: UNDERCARRIAGE ASSEMBLY

01.93: PINCH POINT GUARDS (OPTION)

01.95: TOW BAR (OPTION)

### SECTION 4: PLATFORM

04.67: PLATFORM ASSEMBLY (STANDARD OR ROLLOUT)

04.68: PLATFORM ASSEMBLY (TRAVERSING)

### SECTION 5: SCISSORS

05.05: ARM SET GROUP

### SECTION 7: GROUND CONTROL BOX

07.56: GROUND ELECTRICAL CONTROL BOX

07.66: ENGINE CONTROL BOX (WITH DEUTZ ENGINE)

### SECTION 8: ENGINE

08.60: KUBOTA D-722 ENGINE

08.61: DEUTZ F2L1011 ENGINE

### SECTION 9: PLATFORM CONTROL CONSOLE

09.59: PLATFORM CONTROL ASSEMBLY

### SECTION 11: CYLINDERS

11.54: STEER CYLINDER

11.83: UPPER LIFT CYLINDER

11.84: LOWER LIFT CYLINDER

11.85: UPPER LIFT CYLINDER MOUNTING

11.86: LOWER LIFT CYLINDER MOUNTING

### SECTION 24: HYDRAULIC TANK

24.60: HYDRAULIC TANK, 14 GAL

### SECTION 99: DECALS

99.82: DECALS

99.99: DECALS (SAMSUNG, SPECIAL)

## INTRODUCTION

This Illustrated Parts Catalog is designed to help you identify and order the correct replacement parts for use on SIMON 2515 G or 2515 RT Scissors. All parts represented here are manufactured and supplied in accordance with Simon Aerials quality standards. We recommend that you use GENUINE SIMON AERIALS PARTS to ensure proper OPERATION and reliable PERFORMANCE.

Prices for all parts listed in this Catalog can be found in a separate Spare Parts Price List. Please contact Simon Aerials Parts Department for the latest edition of the Spare Parts Price List.

## HOW TO USE THIS CATALOG

The Cover Page indicates the specific model or models covered by this Parts Catalog.

The "Table of Contents" pages list the specific sections, pages and page titles that are relevant to this model, and contained in this Catalog. Only those pages that refer specifically to the 2515 are included in this Catalog.

The "Primary Machine Component Groups" page illustrates the three major assemblies, along with their "Section" number.

The Parts Catalog is divided into "Sections", numbered from 1 through 99. Each section contains the individual parts that make up a major component, assembly or item. The first three sections (1, 4 and 5) contain the major assemblies, or "Primary Machine Component Groups". Sections that follow contain sub-assemblies or components of these "major" assemblies.

If a part number is followed by a plate number in the "SEE SECTION" column, refer to the plate indicated for a further breakdown of components for that part number. Items with indented descriptions are components of the non-indented item directly above.

When selecting parts for a specific machine, be sure to verify the machine model number, and serial number or date code (found on the data plate). When ordering parts, always give:

1. Model and Serial Number
2. Item Part Number and Description
3. Order Quantity

If a part number is not listed for a selected item, please provide this additional information:

4. Parts Plate number, Item Number and Description of the desired item, OR
5. Part Number of the next assembly (Parent Part), if the desired item is not listed.

Some assembled items, such as hydraulic cylinders, may have been supplied by more than one source. While the assemblies may be able to be used interchangeably, FOR SAFETY'S SAKE, do not mix components or repair kits. Please confirm the make of the assembly on the unit before ordering or installing replacement parts.

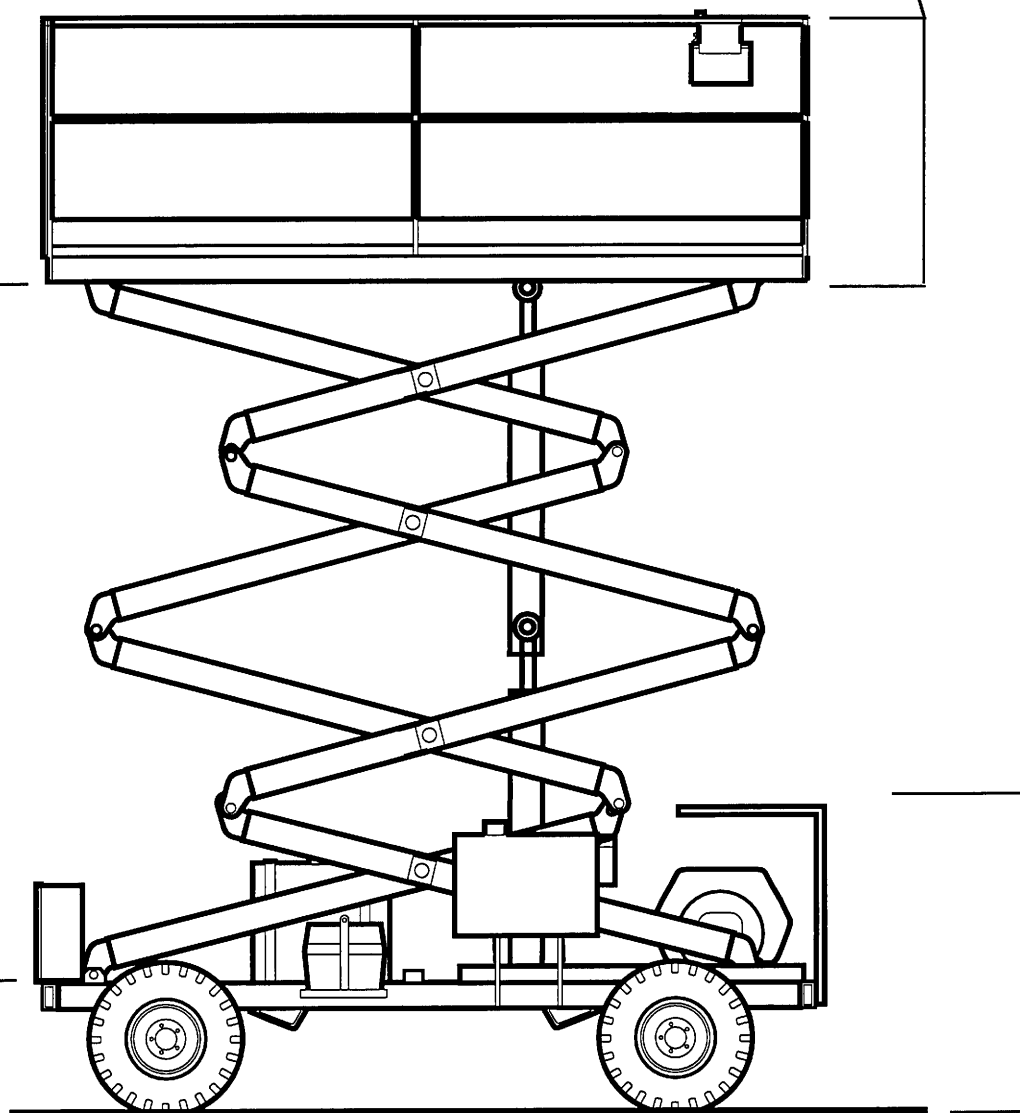
Left and right-hand, front and rear should be determined as though you are standing on the Platform, with the steering wheels to the front. All dimensions are in inches unless otherwise specified.

SIMON AERIALS INC. reserves the right to change, improve, modify or expand features of its equipment. Therefore, specifications, models or equipment are subject to change without notice, and without incurring obligation to change, improve, modify or expand features of previously delivered units.

All SIMON AERIALS INC. manuals are periodically updated to reflect changes that occur in the equipment. Please contact Simon Aerials Technical Support Department with any questions you may have regarding your particular machine, or the availability of more recent manuals.

**SCISSORS  
SECTION 5**

**PLATFORM  
SECTION 4**



Art # A00.00903E

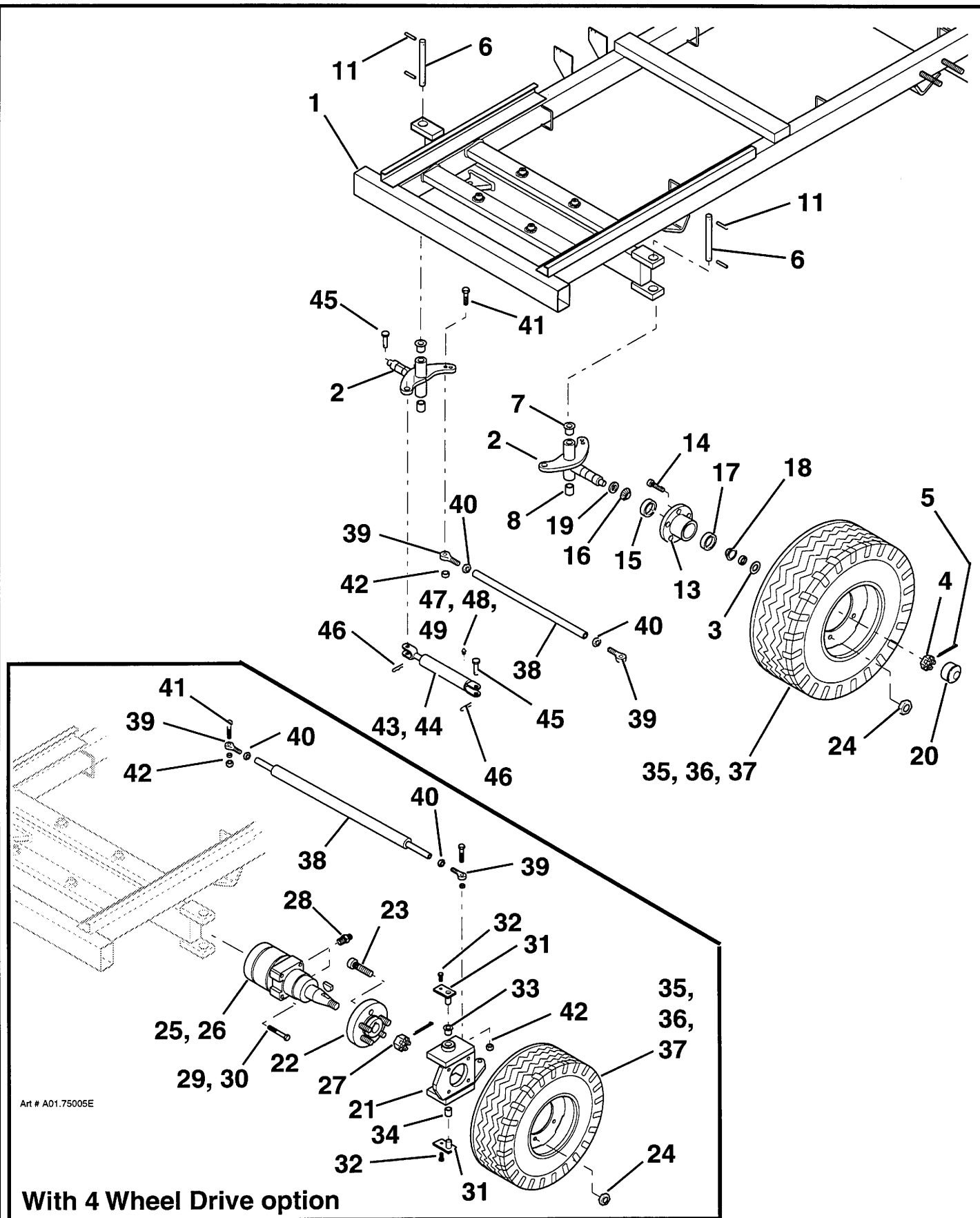
**UNDERCARRIAGE  
SECTION 1**

**DESCRIPTION**  
PRIMARY MACHINE COMPONENT GROUPS

**PART NO.**



PARTS LIST				
ITEM	PART NO	SEE SECTION	DESCRIPTION	QTY.
1			CHASSIS WELDMENT, 2515 G OR 2515 RT SCISSORS With <b>Electro-Proportional</b> Drive:	1
	222 1680		Two-Wheel Drive	
	222 2220		Four-Wheel Drive	
2			SPINDLE WELDMENT (for 2 Wheel Drive versions)	
	222 8460		Right Hand Side	1
	222 8470		Left Hand Side	1
3	02-100301		WASHER, FLAT (0.81" I.D., 2.0" O.D.) (was 14-800140)	1
4	07-050022		NUT, LOCK (3/4"-10, Grade 5)	1
5	02-019502		PIN, COTTER (replaces 42-100919)	1
6	221 8250		PIN, SPINDLE (King pin) (1" dia. x 9-1/4" long) (replaces 42-800148) (for <b>2WD</b> versions)	2
7	08-100300		BUSHING, SPINDLE PIN (Upper, flanged, 1.00" I.D., 1.25" O.D., 0.75" long) (replaces 08-100200)	2
8	08-060400		BUSHING, SPINDLE PIN (Lower, Oilite. 1.00" I.D., 1.25" O.D., 1.00" long) (replaces 26-101049)	2
9	08-050000		FITTING, GREASE (1/8" NPT, straight)	2
10	08-066300		CAP, GREASE FITTING (White plastic)	2
11	07-100000		ROLL PIN (.31" x 2.0" long) (for <b>2WD</b> versions)	4
12	02-100400		HUB ASSEMBLY, WHEEL (front) (5 lug) (for <b>2WD</b> versions)	2
13	02-100401		HUB, WHEEL	1
14	07-030598		STUD, WHEEL (front) (1/2"-20 x 1-7/8")	5
15	02-100404		CUP, BEARING (Inner) (was 26-100908)	1
16	02-100405		CONE AND ROLLER, BEARING (Inner) (marked " <b>LM48548</b> ") (was 26-100913)	1
17	02-100402		CUP, BEARING (Outer) (replaces 26-800141)	1
18	02-100403		CONE AND ROLLER, BEARING (Outer) (marked " <b>LM67048</b> ") (was 26-100914)	1
19	02-100406		SEAL, GREASE (was 34-800145)	1
20	02-100407		CAP, DUST (2.25" dia.) (was 34-800137)	1
21	221 8300		BRACKET, MOTOR MOUNTING (Right, for <b>4WD</b> versions)	1
	221 8290		BRACKET, MOTOR MOUNTING (Left, for <b>4WD</b> versions)	1
22	221 6900		FLANGE, WHEEL MOUNTING (for <b>4WD</b> versions) (1-1/2" tapered bore) (includes studs and lug nuts)	2
23	07-030598		STUD, WHEEL (front) (1/2"-20 x 1-7/8") (replaces 48-800143)	5
24	07-058118		NUT, LUG (front) (1/2"-20, Grade 8) (for <b>4WD</b> versions)	5
	07-058118		NUT, LUG (front) (1/2"-20, Grade 8) (for <b>2WD</b> versions)	10
TITLE UNDERCARRIAGE ASSEMBLY, 2515 G OR RT SCISSORS (PLATE 1 OF 9)				
PLATE NO.	01.75	SIMON AERIALS INC.		PART NO.
				NEW 27 NOV., 1996



TITLE UNDERCARRIAGE ASSEMBLY, 2515 G OR RT SCISSORS (PLATE 1 OF 9)

**SIMON AERIALS INC.**

NEW 27 NOV., 1996

PART  
NO.

PLATE  
NO.

**01.75**

## PARTS LIST

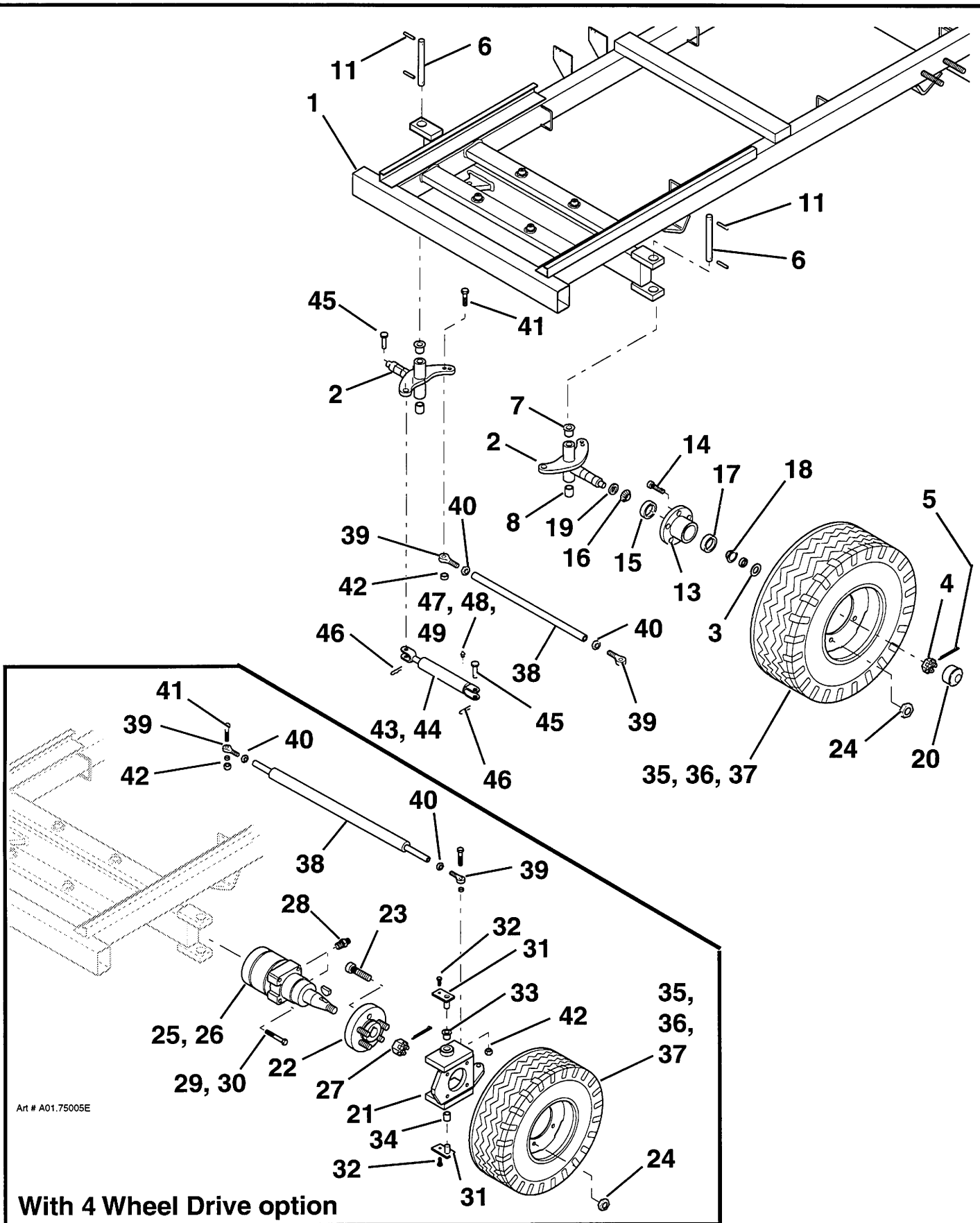
ITEM	PART NO	SEE SECTION	DESCRIPTION	QTY.
25	01-205400		MOTOR, FRONT DRIVE (for <b>4WD</b> versions) (1.5" taper shaft) (marked " <b>RE 32203100</b> ") (includes key and nut)	2
26	01-205402		KEY, STEP (3/8" square, 1-1/8" long)	1
27	01-205404		NUT, CASTELLATED (1"-12)	1
28	06-040300		ADAPTER, "O"-RING TO 37° (8-10 F5OX-S) (8MJ-10MB)	4
29	07-003093		CAP SCREW, HEX HEAD (1/2"-13 x 3", Grade 5)	8
30	07-065018		WASHER, HELICAL LOCK (1/2")	8
31	222 0150		PIN, MOTOR BRACKET RETAINING (Spindle Pin) (for <b>4WD</b> versions) (replaces 221 7240)	4
32	07-104400		CAP SCREW, FLAT HEAD (1/2"-13 x 1", with locking pellet)	4
33	08-077800		BUSHING, SPINDLE PIN (Upper, flanged. 1.00" I.D., 1.25" O.D., 1.0" long, 1.62" flange)	2
34	08-060400		(replaces bushings 08-100200 or 08-100300, used earlier) BUSHING, SPINDLE PIN (Lower, 1.00" I.D., 1.25" O.D., 1.0" long) (replaces 26-101049)	2
35	354 9330		WHEEL AND TIRE ASSEMBLY (Front) Air Filled (standard)	2
	354 9350		Foam Filled (optional)	
36	02-102500		WHEEL (12" x 10.5") (Front)	1
37	02-105600		TIRE (26 x 12.5-12, " <b>Super Terra Grip</b> ")	1
35	354 3480		WHEEL AND TIRE ASSEMBLY (Front, Foam Filled) (opt.)	2
36	32-101063		WHEEL (14" x 6") (Front)	1
37	32-101042		TIRE (G78-14, " <b>Gumbo Mini-Mudder</b> ", 6 ply rated)	1
38	221 9410		ROD, TIE (43-1/2" [1.10 m] long)	1
39	08-044400		END, TIE ROD (Marked " <b>TM-10N</b> ") (with grease fitting) (earlier version, marked " <b>TM-10</b> " had no grease fitting)	1
	08-044500		END, TIE ROD (Marked " <b>TML-10N</b> ") (with grease fitting) (earlier version, marked " <b>TML-10</b> " had no grease fitting)	1
40	07-047021		NUT, JAM (5/8"-18 NF)	1
	07-047221		NUT, JAM (5/8"-18 NF, <b>L.H. thread</b> ) (replaces 12-100020)	1
41	07-003133		CAP SCREW, HEX HEAD 5/8"-11 x 3", Grade 5 (for <b>2WD</b> versions)	2
	07-003131		5/8"-11 x 2-1/2", Grade 5 (for <b>4WD</b> versions)	
42	07-050021		NUT, LOCK (5/8"-11, Grade 5)	2

**TITLE** UNDERCARRIAGE ASSEMBLY, 2515 G OR RT SCISSORS (PLATE 2 OF 9)

**PLATE NO.** 01.75 **SIMON AERIALS INC.**

NEW 27 NOV., 1996

**PART NO.**



TITLE UNDERCARRIAGE ASSEMBLY, 2515 G OR RT SCISSORS (PLATE 2 OF 9)

**SIMON AERIALS INC.**

NEW 27 NOV., 1996

PART  
NO.

PLATE  
NO.

01.75



## PARTS LIST

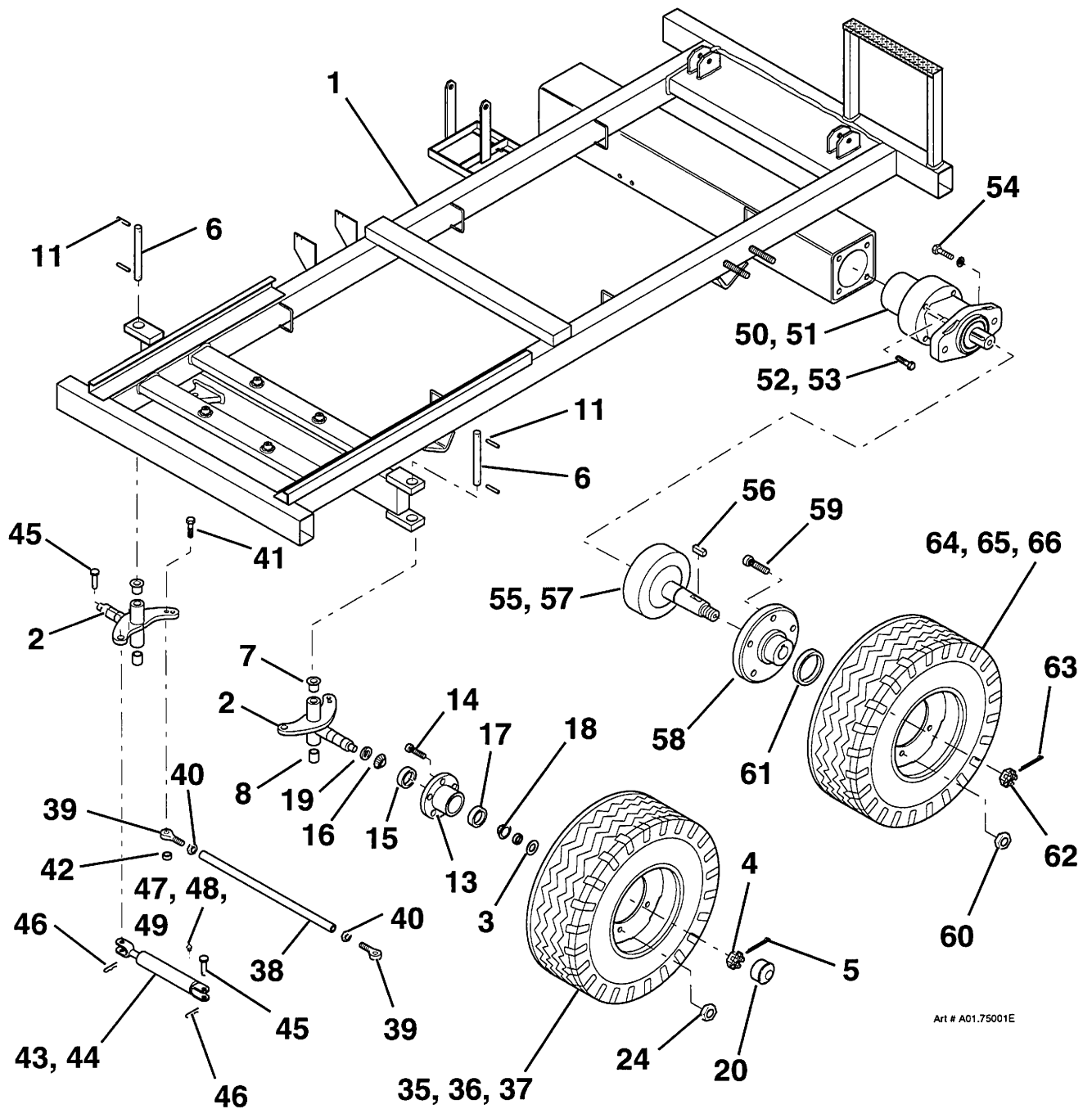
ITEM	PART NO	SEE SECTION	DESCRIPTION	QTY.
43	04-027700	11.54	CYLINDER, STEER (1-1/2" bore, 6" stroke) (replaces 20-800123)	1
44	04-027701		SEAL KIT, STEER CYLINDER	1
45	223 1160		PIN, STEER CYLINDER (3/4" dia.)	2
46	04-027704		PIN, COTTER (Hairpin)	2
47	06-309200		RESTRICTOR (.047" [1.19 mm] orifice) (replaces 24-100841)	2
48	06-003500		90° ELBOW, MALE 37° TO NPT (4-4 CTX-S) (4MJ-4MP 90°)	1
49	06-000400		CONNECTOR, MALE 37° TO NPT (4-4 FTX-S) (4MJ-4MP)	1
50	01-108500		MOTOR, DRIVE (1-1/4", 14 tooth spline, marked "RE-32")	2
51	06-045000		90° ELBOW, "O"-RING TO 37° (8-10 C5OX-S) (8MJ-10MB 90°)	4
52	07-003095		CAP SCREW, HEX HEAD (1/2"-13 x 3-1/2", Grade 5) (Motor to Chassis weldment)	8
53	07-105500		WASHER, LOCK (1/2", heavy duty)	12
54	07-003086		CAP SCREW, HEX HEAD (1/2"-13 x 1-1/4", Grade 5) (Motor to Brake)	4
55	01-110900		BRAKE, DRIVE MOTOR (for 1-1/4" shaft, 14 tooth input spline, 1-1/2" tapered output shaft) (replaces 01-108400)	2
56	07-102300		KEY, WOODRUFF (3/8")	1
57	06-044300		90° ELBOW, "O"-RING TO 37° (4 C5OX-S) (4MJ-4MB 90°)	2
58	221 6900		FLANGE, WHEEL MOUNTING (Rear) (1-1/2" tapered bore) (includes studs and lug nuts)	2
59	07-030598		STUD, WHEEL (rear) (1/2"-20 x 1-7/8") (replaces 48-800143)	5
60	07-058118		NUT, LUG (front) (1/2"-20, Grade 8)	5
61	221 9870		SPACER	2
62	12-100918		NUT, CASTELLATED (1-1/8"-18)	2
63	07-070507		PIN, COTTER (1/8" x 1-3/4")	2
64			WHEEL AND TIRE ASSEMBLY (Rear)	2
	354 9330		Air Filled (standard)	
	354 9350		Foam Filled (optional)	
65	02-102500		WHEEL (12" x 10.5") (Rear)	1
66	02-105600		TIRE (26 x 12.5-12, "Super Terra Grip")	1
64	354 3480		WHEEL AND TIRE ASSEMBLY (Rear, Foam Filled) (opt.)	2
65	32-101063		WHEEL (14" x 6") (Rear)	1
66	32-101042		TIRE (G78-14, "Gumbo Mini-Mudder", 6 ply rated)	1

**TITLE** UNDERCARRIAGE ASSEMBLY, 2515 G OR RT SCISSORS (PLATE 3 OF 9)

**PLATE NO.** 01.75 **SIMON AERIALS INC.**

NEW 27 NOV., 1996

**PART NO.**



TITLE UNDERCARRIAGE ASSEMBLY, 2515 G OR RT SCISSORS (PLATE 3 OF 9)

**SIMON AERIALS INC.**

NEW 27 NOV., 1996

PART  
NO.

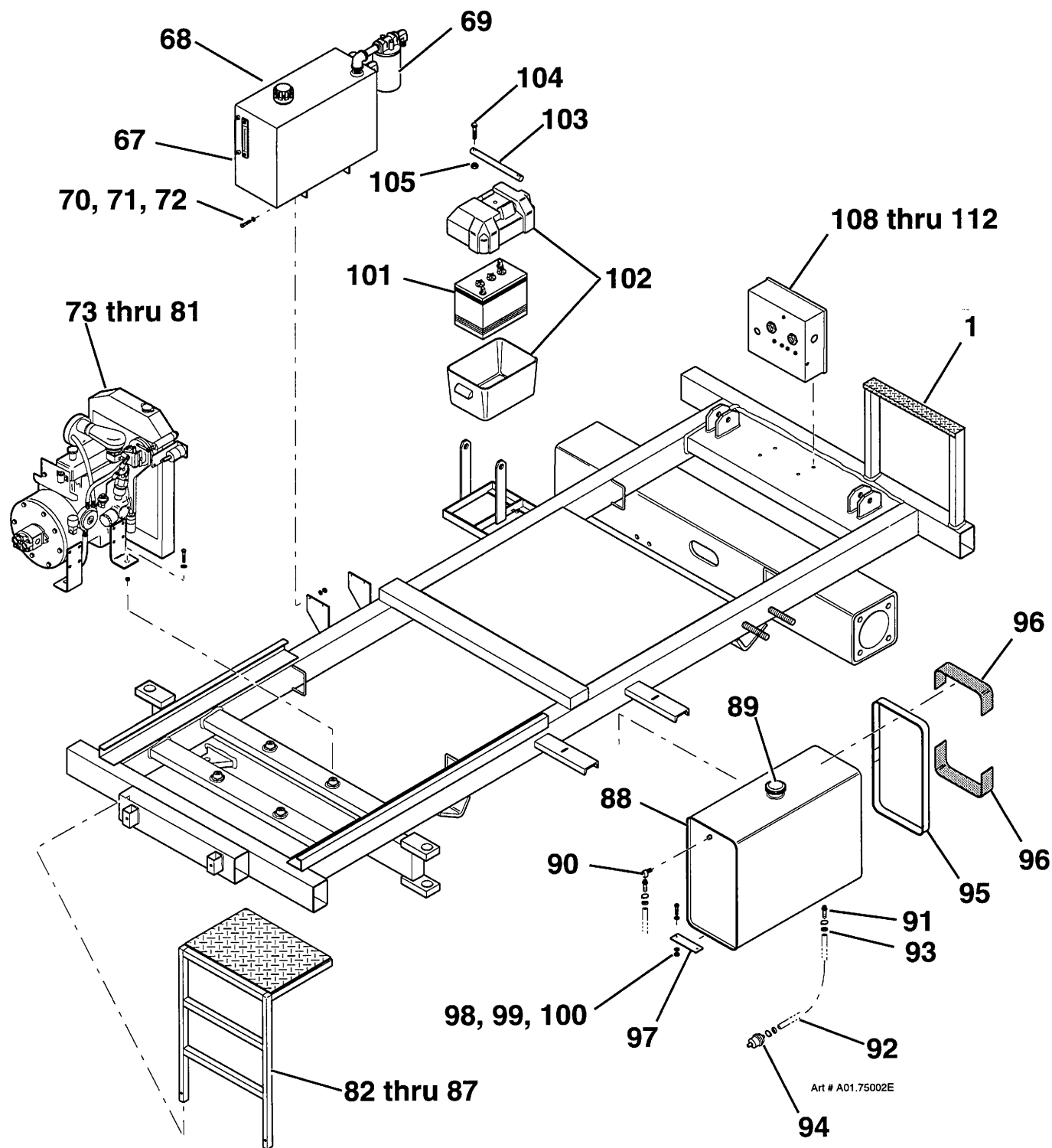
PLATE  
NO.

01.75

[illegible]

PLATE NO	01.75	<b>SIMON AERIALS INC.</b>
----------	-------	---------------------------

PART  
NO



TITLE UNDERCARRIAGE ASSEMBLY, 2515 G OR RT SCISSORS (PLATE 4 OF 9)

**SIMON AERIALS INC.**

NEW 27 NOV., 1996

PART  
NO.

PLATE  
NO.

01.75



## PARTS LIST

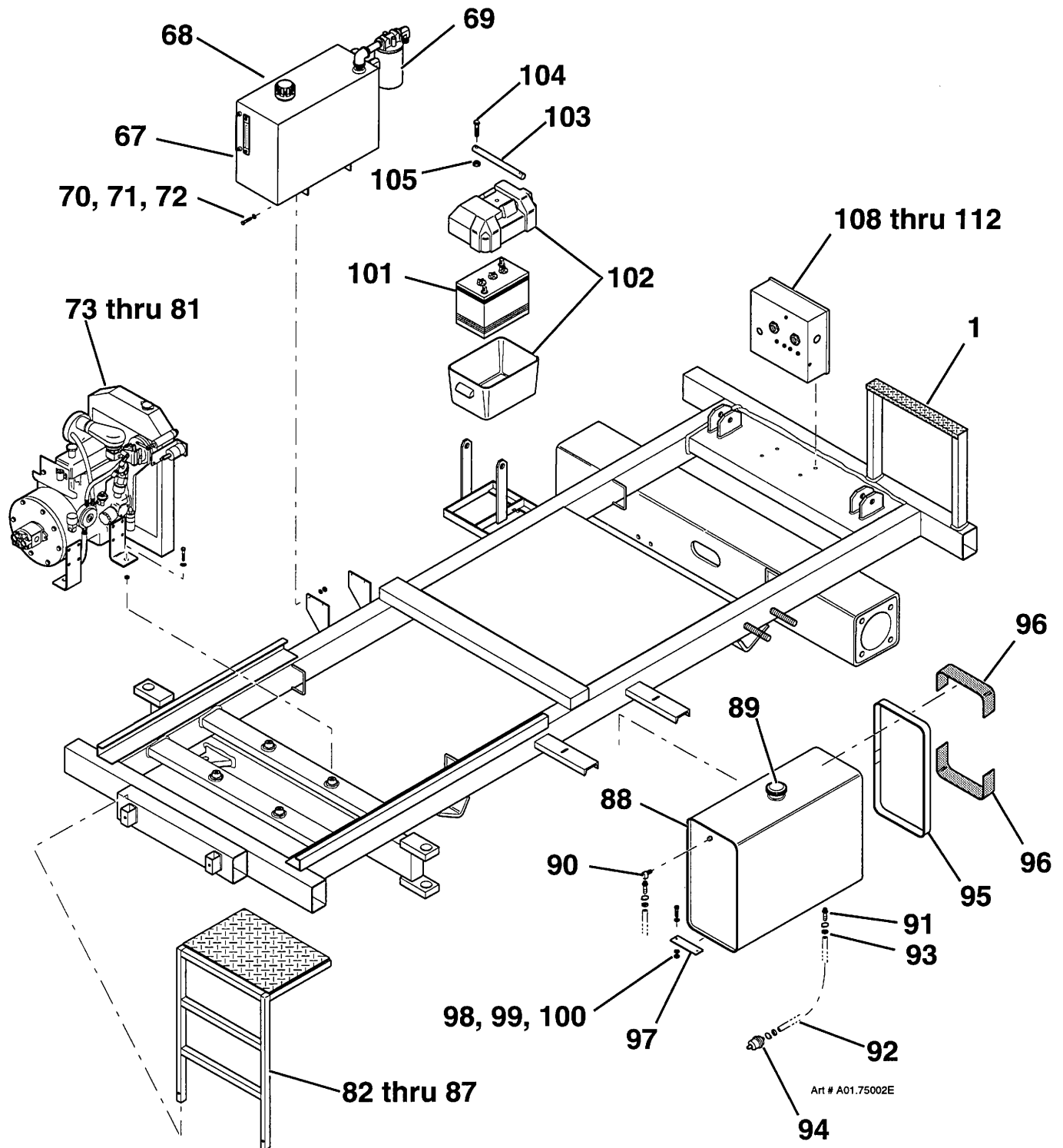
ITEM	PART NO	SEE SECTION	DESCRIPTION	QTY.
88	09-064600		TANK, FUEL (10.0 gal [38 L] capacity)	1
89	10-001900		CAP, FUEL TANK (without Fuel Gauge) (earlier versions)	1
	09-081300		CAP, FUEL TANK (with Fuel Gauge) (later versions)	1
90	09-062800		90° ELBOW (Brass, 1/8")	1
91	09-062900		FITTING, HOSE (includes plastic washer) (Brass, barbed, 5/16" I.D. hose, 1/4" male NPT)	2
92	05-006400		HOSE, FUEL LINE (Bulk item, order as needed)	A.R.
93	42-101251		CLAMP, HOSE (1/8" to 5/16")	3
94	09-060100		FILTER, FUEL (in line)	1
95	-----		STRAP, FUEL TANK MOUNTING (Steel strapping, 1-1/4" x .031" thick)	A.R.
96	223 1530		PAD, FUEL TANK MOUNTING STRAP (Rubber, 2" x 18" x 1/8" thick)	4
97	221 4350		CLAMP, FUEL TANK	2
98	07-003025		CAP SCREW, HEX HEAD (5/16"-18 x 1", Grade 5)	4
99	07-062015		WASHER, FLAT (5/16")	8
100	07-050015		NUT, LOCK (5/16"-18, Grade 5, Nylock)	4
101	03-610200		BATTERY (12 Volt DC, 520 CCA)	1
102	03-600900		ENCLOSURE, BATTERY (Plastic. Includes box and cover.) (was 42-402280)	1
103	222 4880		BAR, BATTERY LOCKING	1
104	07-003006		CAP SCREW, HEX HEAD (1/4"-20 x 1-1/4", Grade 5)	2
105	07-050014		NUT, LOCK (1/4"-20, Grade 5, Nylock)	2
106	03-736700		CABLE, BATTERY (Positive) (Red, 162" [4.1 m] long)	1
107	03-074000		CABLE, BATTERY (Negative) (Black, 9-3/4" [25 cm] long)	1
108	See Plate . .	07. - -	CONTROL BOX ASSEMBLY, GROUND ELECTRICAL	1
109	07-003028		CAP SCREW, HEX HEAD (5/16"-18 x 1-3/4")	4
110	07-065015		WASHER, HELICAL LOCK (5/16")	4
111	07-062015		WASHER, FLAT (5/16")	4
112	- - -		WASHER, EXTERNAL TOOTH LOCK (5/16") (for ground)	2

**TITLE** UNDERCARRIAGE ASSEMBLY, 2515 G OR RT SCISSORS (PLATE 5 OF 9)

**PLATE NO.** 01.75 **SIMON AERIALS INC.**

NEW 27 NOV., 1996

**PART NO.**



TITLE UNDERCARRIAGE ASSEMBLY, 2515 G OR RT SCISSORS (PLATE 5 OF 9)

**SIMON AERIALS INC.**

NEW 27 NOV., 1996

PART  
NO.

PLATE  
NO.

01.75

## PARTS LIST

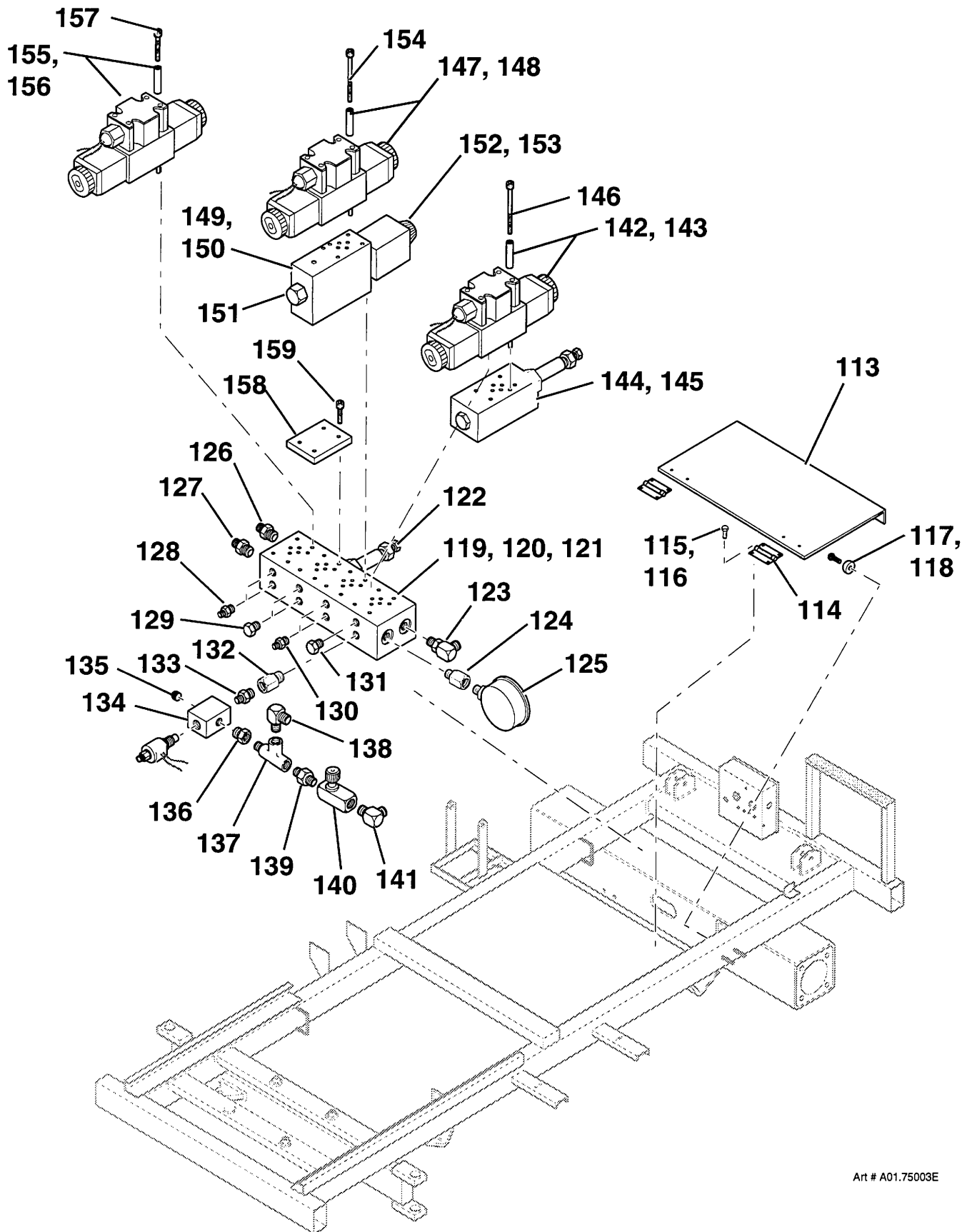
ITEM	PART NO	SEE SECTION	DESCRIPTION	QTY.
113	222 2480		COVER, VALVE	1
114	10-213200		HINGE (Plastic, 2.5" x 3")	2
115	07-013414		MACHINE SCREW, ROUND HEAD (#10-32 x 1/2", Grade 2)	8
116	07-050111		NUT, LOCK (#10-32, Grade 2, with Nylon insert)	8
117	10-138500		BUMPER, RUBBER (Recessed, 1" dia, .53" high)	2
118	07-029365		SCREW, SELF-TAP (#10-24 x 1", bonded sealing head)	2
119	01-108600		MANIFOLD, 4 STATION	1
120	07-003025		CAP SCREW, HEX HEAD (5/16"-18 x 1", Grade 5)	4
121	07-065015		WASHER, HELICAL LOCK (5/16")	4
122	01-102300		CARTRIDGE, PRESSURE RELIEF	1
123	06-044400		90° ELBOW, "O"-RING TO 37° (4-6 C5OX-S) (4MJ-6MB 90°)	1
124	06-086600		ADAPTER, "O"-RING TO FEMALE NPT (6-1/4 F5OG-S) (6MB-4FP)	1
125	01-021000		GAUGE, HYDRAULIC PRESSURE (0-4000 PSI [0-28,000 kPa]) (1/4" Male NPT)	1
126	06-040600		ADAPTER, "O"-RING TO 37° (10-6 F5OX-S) (6MB-10MJ)	1
127	06-040200		ADAPTER, "O"-RING TO 37° (8-6 F5OX-S) (6MB-8MJ)	1
128	06-039500		ADAPTER, "O"-RING TO 37° (4-6 F5OX-S) (6MB-4MJ)	2
129	24-100430		FITTING PLUG (6MB) ( <b>without</b> optional Traversing Deck)	2
	---		FITTING (6MB) ( <b>with</b> optional Traversing Deck)	
130	06-040200		ADAPTER, "O"-RING TO 37° (8-6 F5OX-S) (6MB-8MJ)	2
131	24-100430		PLUG (6MB)	1
132	06-086600		ADAPTER, "O"-RING TO FEMALE NPT (6-1/4 F5OG-S) (6MB-4FP)	1
133	06-216500		REDUCER/ EXPANDER, MALE (4-6 NPT) (4MP-6MP)	1
134	01-246800		VALVE, HOLDING (Lift cylinders) (includes cartridge and coil) (was 16-800328)	1
135	06-079900		PLUG, HEX SOCKET NPT (3/8 HHP-S) (6MP)	1
136	06-070700		REDUCER, PIPE THREAD (3/8 x 1/4 PTR-S) (6MP-4FP)	1
137	06-074700		STREET TEE (1/4 MRO-S) (4MP-4FP-4FP)	1
138	06-003500		90° ELBOW, MALE 37° TO NPT (4-4 CTX-S) (4MP-4MJ 90°)	1
139	06-076900		NIPPLE, PIPE THREAD (1/4 FF-S) (4MP-4MP)	1
140	01-101300		VALVE, 2-WAY FLOW CONTROL (Lift cylinders) (replaces 16-700215)	1
141	06-003800		90° ELBOW, MALE 37° TO NPT (6 CTX-S) (4MP-6MJ 90°)	1

**TITLE** UNDERCARRIAGE ASSEMBLY, 2515 G OR RT SCISSORS (PLATE 6 OF 9)

**PLATE NO.** 01.75 **SIMON AERIALS INC.**

NEW 27 NOV., 1996

**PART NO.**



Art # A01.75003E

TITLE UNDERCARRIAGE ASSEMBLY, 2515 G OR RT SCISSORS (PLATE 6 OF 9)

**SIMON AERIALS INC.**

NEW 27 NOV., 1996

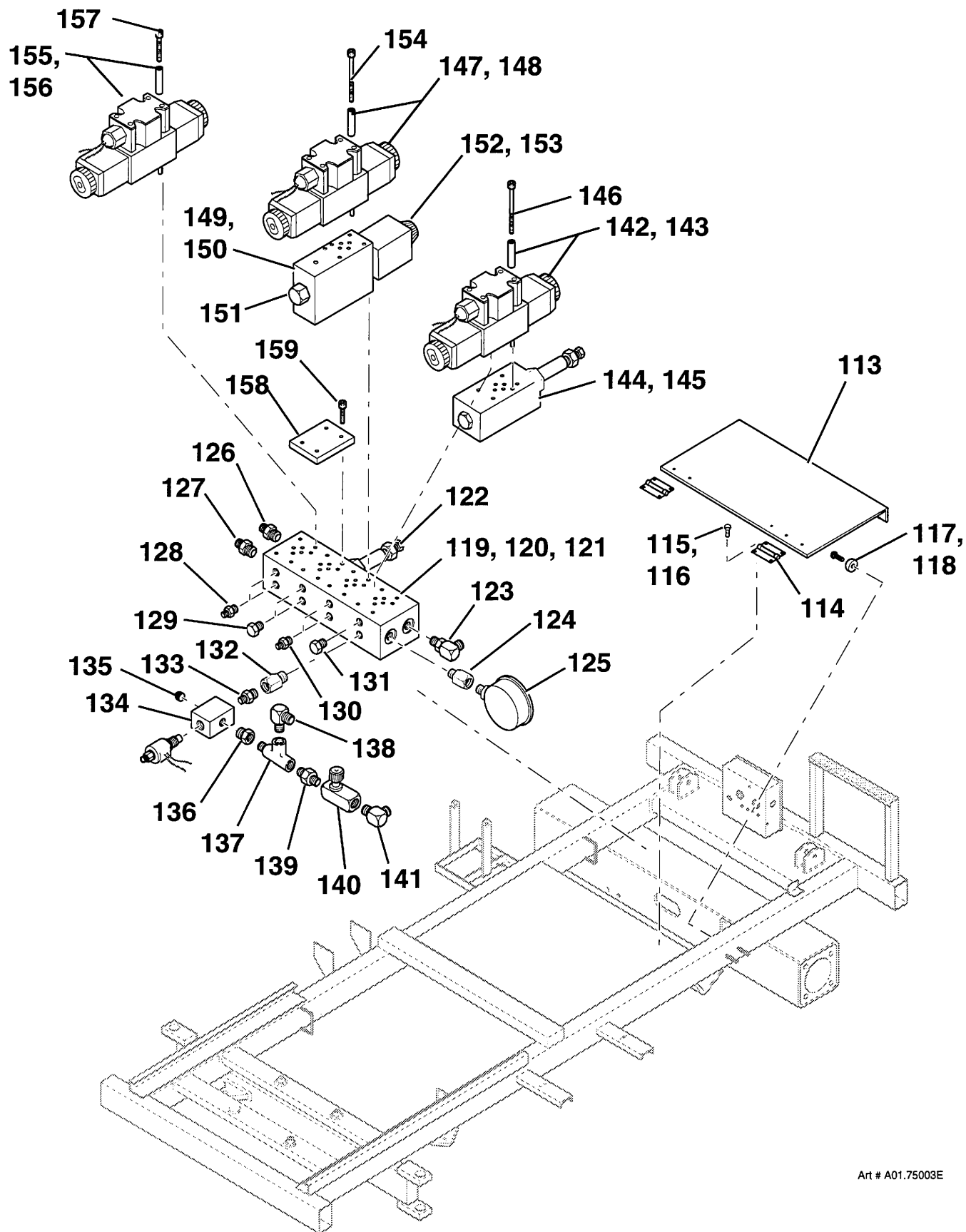
PART  
NO.

PLATE  
NO.

01.75



[illegible]PART  
NO.



Art # A01.75003E

TITLE UNDERCARRIAGE ASSEMBLY, 2515 G OR RT SCISSORS (PLATE 7 OF 9)

**SIMON AERIALS INC.**

NEW 27 NOV., 1996

PART  
NO.

PLATE  
NO.

01.75

## PARTS LIST

ITEM	PART NO	SEE SECTION	DESCRIPTION	QTY.
160	01-012400		VALVE, MOTION CONTROL (with shuttle) (0 to 30 gpm)	1
161	06-045000		90° ELBOW, "O"-RING TO 37° (8-10 C5OX-S) (10MB-8MJ 90°)	1
162	06-040300		ADAPTER, "O"-RING TO 37° (8-10 F5OX-S) (10MB-8MJ)	1
163	06-044300		90° ELBOW, "O"-RING TO 37° (4 C5OX-S) (4MB-4MJ 90°)	1
164	06-304400		ADAPTER, "O"-RING TO FEMALE NPT (10-1/2 F5OG-S) (10MB-8FP)	1
165	06-074900		STREET TEE (1/2 MRO-S) (8MP-8FP-8FP)	1
166	06-001300		CONNECTOR, MALE 37° TO NPT (8-8 FTX-S) (8MJ-8MP)	1
167	06-216300		90° ELBOW, MALE 37° TO NPT (4-8 CTX-S) (8MP-4MJ 90°)	1
168	07-003029		CAP SCREW, HEX HEAD (5/16"-18 x 2", Grade 5)	1
169	07-062015		WASHER, FLAT (5/16")	2
170	07-050015		NUT, LOCK (5/16"-18, Grade 5)	2
171	07-003035		CAP SCREW, HEX HEAD (5/16"-18 x 3-1/2", Grade 5)	1
172	01-012800		VALVE, PRESSURE REDUCING (100 to 300 psi [6.9 to 20.7 bar], @ 10 gpm [37.9 L/ min])	1
173	01-012801		SEAL KIT, PRESSURE REDUCING VALVE	1
174	01-012802		CARTRIDGE, PRESSURE REDUCING VALVE	1
175	06-039500		ADAPTER, "O"-RING TO 37° (4-6 F5OX-S) (6MB-4MJ)	1
176	06-039900		ADAPTER, "O"-RING TO 37° (6-8 F5OX-S) (8MB-6MJ)	1
177	06-086800		ADAPTER, "O"-RING TO FEMALE NPT (8-1/4 F5OG5-S) (8MB-4FP)	1
178	06-082500		90° ELBOW, MALE PIPE THREAD (1/4 CR-S) (4MP-4MP 90°)	1
179	06-074700		STREET TEE (1/4 MRO-S) (4MP-4FP-4FP)	1
180	24-100842		FITTING, DIAGNOSTIC (PD 343)	1
181	01-101400		VALVE, ONE WAY FLOW CONTROL (Brake)	1
182	06-000400		CONNECTOR, MALE 37° TO NPT (4-4 FTX-S) (4MP-4MJ)	1
183	01-209800		MANIFOLD, BRAKE RELEASE	1
184			BODY, VALVE	1
185	01-209801		VALVE, NEEDLE	1
186	01-209804		PUMP, HAND	1
187	01-209803		KNOB, HAND PUMP	1
188	01-209802		SEAL KIT, HAND PUMP	1
189	06-039500		ADAPTER, "O"-RING TO 37° (4-6 F5OX-S) (4MJ-6MB)	1
190	06-044400		90° ELBOW, "O"-RING TO 37° (4-6 C5OX-S) (4MJ-6MB 90°)	1
191	07-050015		NUT, LOCK (5/16"-18, Grade 5, Nylock)	2
192	07-062015		WASHER, FLAT (5/16")	8
193	222 0160		VALVE ASSEMBLY, MOTOR RELEASE (includes bracket)	1
194	06-003500		90° ELBOW, MALE 37° TO NPT (4-4 CTX-S) (4MP-4MJ 90°)	2
195	07-003023		CAP SCREW, HEX HEAD (5/16"-18 x 3/4", Grade 5)	1
196	07-062015		WASHER, FLAT (5/16")	1

**TITLE** UNDERCARRIAGE ASSEMBLY, 2515 G OR RT SCISSORS (PLATE 8 OF 9)

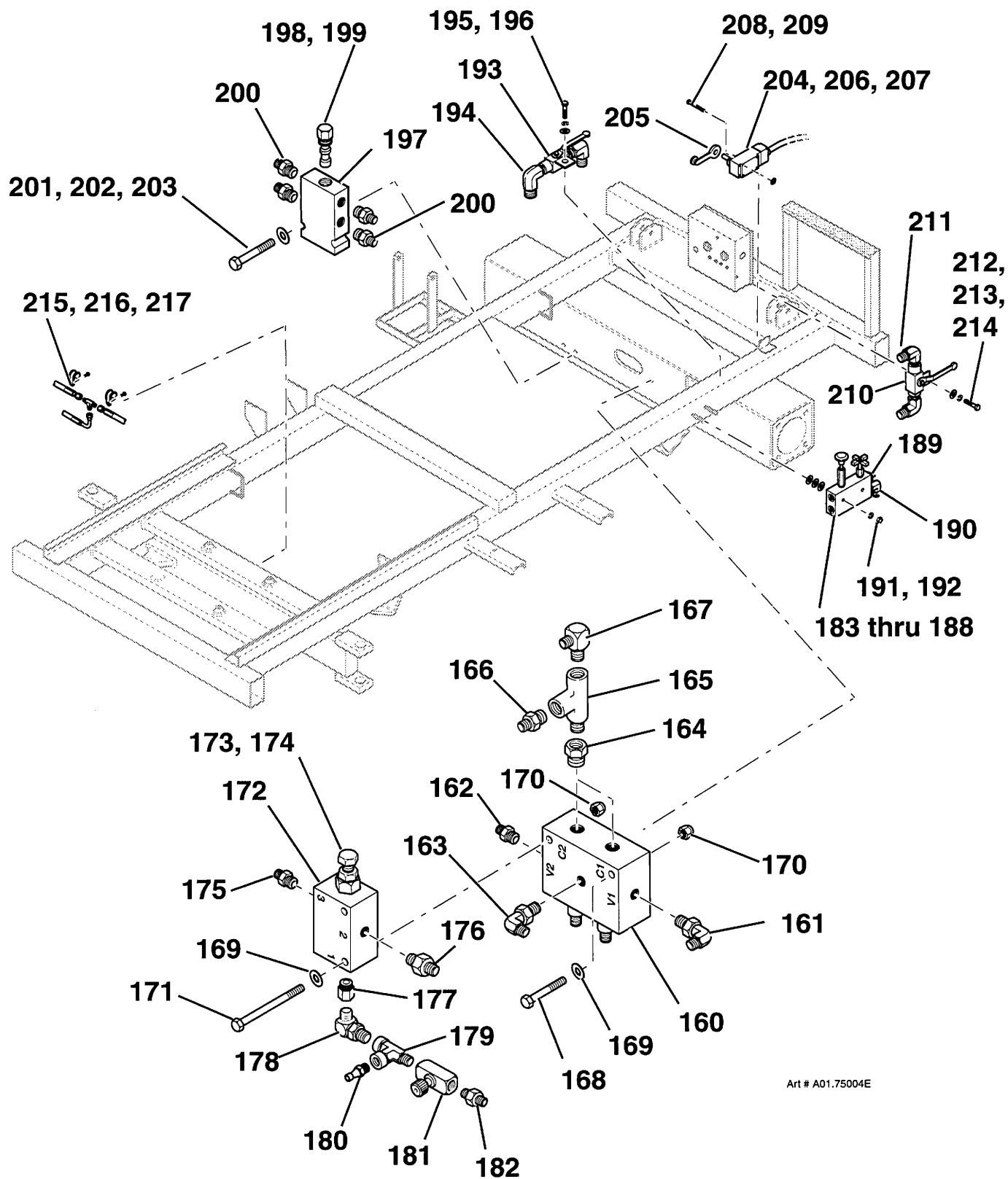
**PLATE NO.**

**01.75**

**SIMON AERIALS INC.**

NEW 27 NOV., 1996

**PART NO.**



TITLE UNDERCARRIAGE ASSEMBLY, 2515 G OR RT SCISSORS (PLATE 8 OF 9)

**SIMON AERIALS INC.**

NEW 27 NOV., 1996

PART  
NO.

PLATE  
NO.

01.75



## PARTS LIST

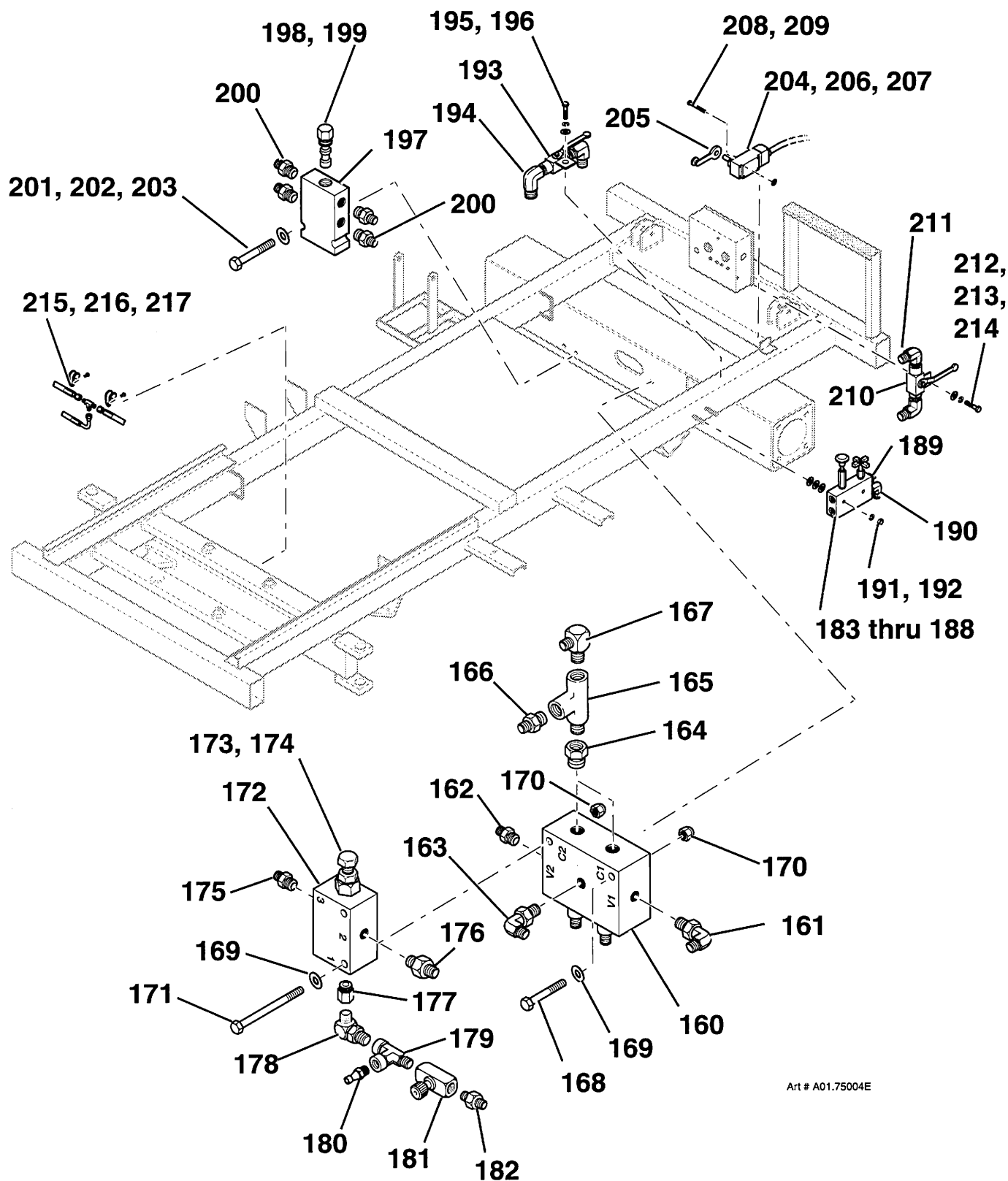
ITEM	PART NO	SEE SECTION	DESCRIPTION	QTY.
197	01-113200 01-018300		DIVIDER, FLOW (for <b>2WD</b> versions) 12 gpm (45 L/ min) (Current version) 40 gpm (168 L/ min) (Obsolete. Use 01-113200.)	1
198	01-113201		SEAL KIT	1
199	01-113202		CARTRIDGE	1
200	- - -		FITTING (8MB)	4
201	07-003008		CAP SCREW, HEX HEAD (1/4"-20 x 1-3/4", Grade 5)	2
202	07-062014		WASHER, FLAT (1/4")	4
203	07-050014		NUT, LOCK (1/4"-20, Grade 5)	2
204	03-493700		SWITCH, LIMIT (Side rotary. Replaces 03-021400.)	1
205	03-494300		LEVER, LIMIT SWITCH (2-1/2", fixed roller)	1
206	03-700400		GRIP, CORD (Plastic, 1/2", with .24" to .47" seal)	1
207	03-085200		CABLE, ELECTRICAL (Bulk item, order as needed. 10 ft [3.0 m] required here) SJO, 2 conductor, #16 AWG (without travel alarm)	A.R.
	03-085100		SJO, 3 conductor, #16 AWG (with optional travel alarm)	
208	07-011419		MACHINE SCREW, PAN HEAD (#10-32 x 5/8", Grade 2)	2
209	07-065011		WASHER, HELICAL LOCK (#10)	2
210	222 0160		VALVE ASS'Y., EMERGENCY LOWERING (incl. bracket)	1
211	06-003500		90° ELBOW, MALE 37° TO NPT (4-4 CTX-S) (4MJ-4MP 90°)	2
212	07-003023		CAP SCREW, HEX HEAD (5/16"-18 x 3/4", Grade 5)	1
213	07-062015		WASHER, FLAT (5/16")	2
214	07-050015		NUT, LOCK (5/16"-18, Grade 5, Nylock)	1
215	06-021000		UNION TEE, 37° MALE (6 JTX-S) (6MJ-6MJ-6MJ)	1
216	10-231500		CLAMP (#14)	2
217	07-029365		SCREW, HEX WASHER HEAD (#12 x 1", Self drilling, with rubber seal)	1
218	354 9450 354 9460		HOSE KIT, UNDERCARRIAGE (2515 G or RT) for <b>2WD</b> versions for <b>4WD</b> versions	1

**TITLE** UNDERCARRIAGE ASSEMBLY, 2515 G OR RT SCISSORS (PLATE 9 OF 9)

**PLATE NO.** 01.75 **SIMON AERIALS INC.**

NEW 27 NOV., 1996

**PART NO.**



TITLE UNDERCARRIAGE ASSEMBLY, 2515 G OR RT SCISSORS (PLATE 9 OF 9)

**SIMON AERIALS INC.**

NEW 27 NOV., 1996

PART  
NO.

PLATE  
NO.

01.75

[illegible]

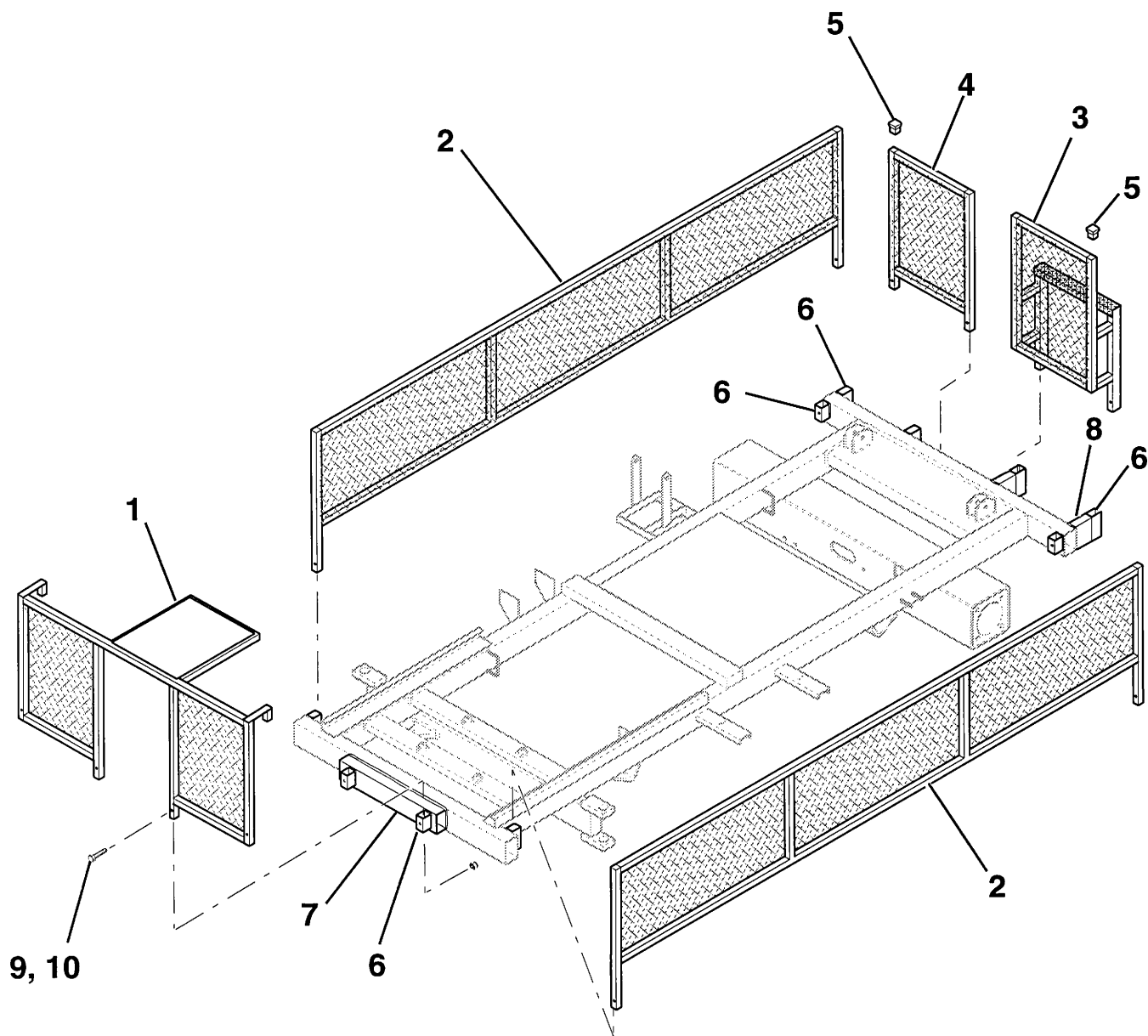
<b>TITLE</b>	PINCH POINT GUARDS, 2515 SCISSORS (OPTION)
--------------	--

PLATE NO. 01.93

# SIMON AERIALS INC.

NEW 02 DEC., 1996

PART NO. 354 9380



Art # A01.93001E

TITLE

PINCH POINT GUARDS, 2515 SCISSORS (OPTION)

**SIMON AERIALS INC.**

NEW 02 DEC., 1996

PART  
NO.

354 9380

PLATE  
NO.

01.93



## PARTS LIST

[illegible]

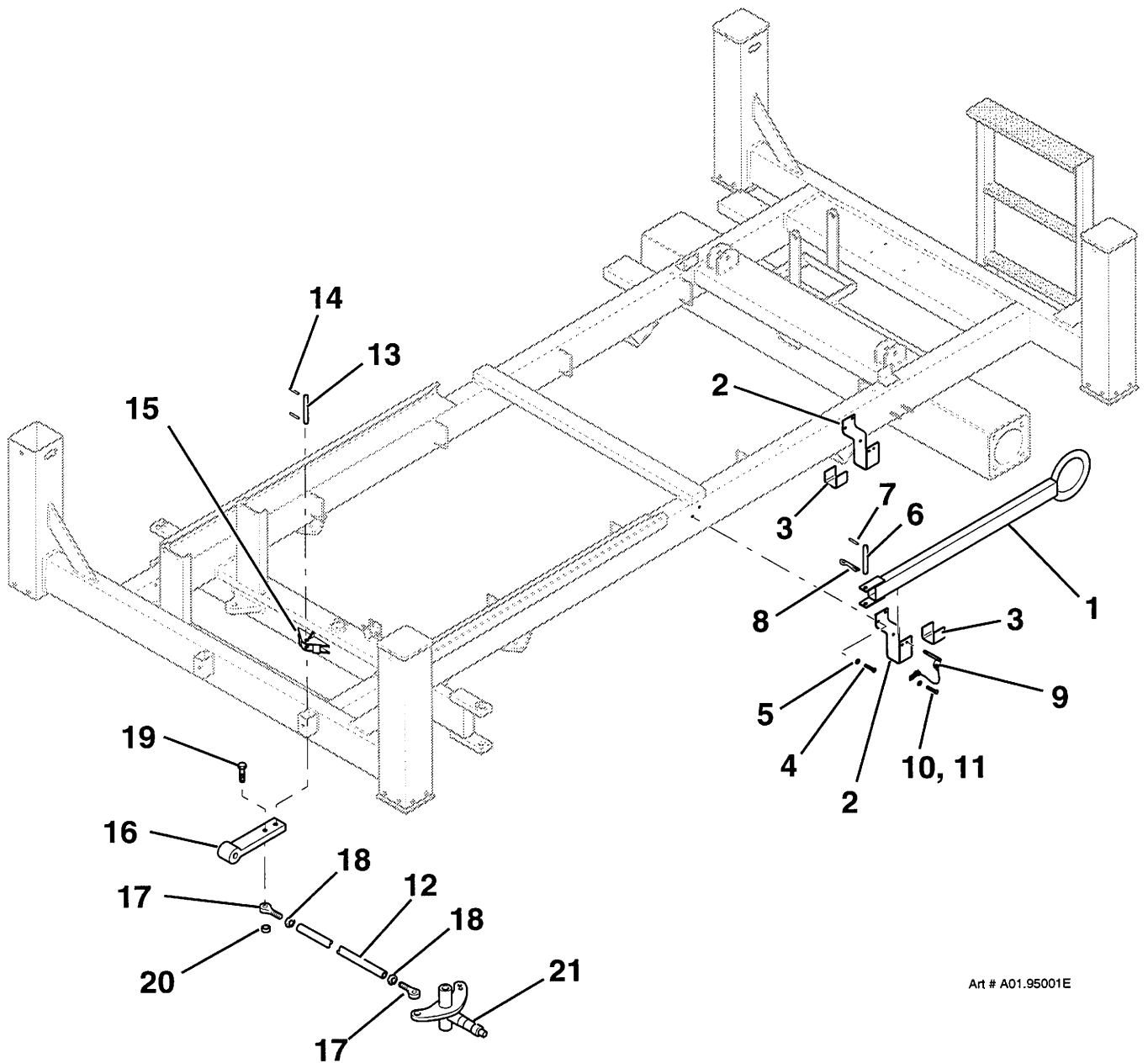
TITLE	TOW BAR (OPTION)
1.000000	1.000000
2.000000	2.000000
3.000000	3.000000
4.000000	4.000000
5.000000	5.000000
6.000000	6.000000
7.000000	7.000000
8.000000	8.000000
9.000000	9.000000
10.000000	10.000000
11.000000	11.000000
12.000000	12.000000
13.000000	13.000000
14.000000	14.000000
15.000000	15.000000
16.000000	16.000000
17.000000	17.000000
18.000000	18.000000
19.000000	19.000000
20.000000	20.000000
21.000000	21.000000
22.000000	22.000000
23.000000	23.000000
24.000000	24.000000
25.000000	25.000000
26.000000	26.000000
27.000000	27.000000
28.000000	28.000000
29.000000	29.000000
30.000000	30.000000
31.000000	31.000000
32.000000	32.000000
33.000000	33.000000
34.000000	34.000000
35.000000	35.000000
36.000000	36.000000
37.000000	37.000000
38.000000	38.000000
39.000000	39.000000
40.000000	40.000000
41.000000	41.000000
42.000000	42.000000
43.000000	43.000000
44.000000	44.000000
45.000000	45.000000
46.000000	46.000000
47.000000	47.000000
48.000000	48.000000
49.000000	49.000000
50.000000	50.000000
51.000000	51.000000
52.000000	52.000000
53.000000	53.000000
54.000000	54.000000
55.000000	55.000000
56.000000	56.000000
57.000000	57.000000
58.000000	58.000000
59.000000	59.000000
60.000000	60.000000
61.000000	61.000000
62.000000	62.000000
63.000000	63.000000
64.000000	64.000000
65.000000	65.000000
66.000000	66.000000
67.000000	67.000000
68.000000	68.000000
69.000000	69.000000
70.000000	70.000000
71.000000	71.000000
72.000000	72.000000
73.000000	73.000000
74.000000	74.000000
75.000000	75.000000
76.000000	76.000000
77.000000	77.000000
78.000000	78.000000
79.000000	79.000000
80.000000	80.000000
81.000000	81.000000
82.000000	82.000000
83.000000	83.000000
84.000000	84.000000
85.000000	85.000000
86.000000	86.000000
87.000000	87.000000
88.000000	88.000000
89.000000	89.000000
90.000000	90.000000
91.000000	91.000000
92.000000	92.000000
93.000000	93.000000
94.000000	94.000000
95.000000	95.000000
96.000000	96.000000
97.000000	97.000000
98.000000	98.000000
99.000000	99.000000
100.000000	100.000000

PLATE NO. 01.95

**SIMON AERIALS INC.**

REV. 09 AUG., 1996

PART NO. 221 7600



Art # A01.95001E

TITLE

TOW BAR (OPTION)

**SIMON AERIALS INC.**

REV. 09 AUG., 1996

PART  
NO.

221 7600

PLATE  
NO.

01.95

## PARTS LIST

ITEM	PART NO	SEE SECTION	DESCRIPTION	QTY.
1	354 3810 354 3330		PLATFORM GROUP Standard version With optional 3 ft (0.9 m) Rollout Deck	1
2	221 1450 221 3650		PLATFORM DECK WELDMENT Standard version (no Rollout Deck) With optional 3 ft (0.9 m) Rollout Deck	1
3	221 8670		BRACKET, ROLLOUT DECK ROLLER (Right) (Weld to deck in place of front rail pocket for models with optional rollout deck)	1
4	221 8680		BRACKET, ROLLOUT DECK ROLLER (Left) (Weld to deck in place of front rail pocket for models with optional rollout deck)	1
5	222 4760 222 4920 222 8780		SIDE RAIL WELDMENT (Right) Standard version (no Rollout Deck) With optional Rollout Deck Optional Fold Down Rails	1
6	221 7500 222 4830 221 8790		SIDE RAIL WELDMENT (Left) Standard version (no Rollout Deck) With optional Rollout Deck Optional Fold Down Rails	1
7	221 7490 222 8760		END RAIL WELDMENT (Control end) (Standard version, without Rollout Deck option) Standard version Optional Fold Down Rails	1
8	221 7480 222 8770		END RAIL WELDMENT (Entry end) Standard version Optional Fold Down Rails	1
9	10-063200		TUBING, PIPE INSULATION (1-1/8" I.D., 1" wall, 6 Ft [1.83 M] long section) (2 Ft [.6 M] needed here)	A.R.
10	228 9910		COVER, PIPE INSULATION (Yellow, with zipper)	1
11	353 6350		CHAIN ASSEMBLY, SAFETY	1
12	11-083400		"S"-HOOK (replaces 48-100130)	
13	07-003023		CAP SCREW, HEX HEAD (5/16"-18 x 3/4", Grade 5)	10
14	07-050015		NUT, LOCK (5/16"-18, Grade 5)	10
15	24-101195		PLUG, TUBE END (Black plastic, for 1-1/2", #14 gauge square tube)	1
16	See plate . .	09.59	CONSOLE ASSEMBLY, PLATFORM CONTROL	1
17	11-085200		ENCLOSURE, TECHNICAL MANUAL STORAGE	1
18	07-085005		POP RIVET (3/16" x 5/8")	4

TITLE

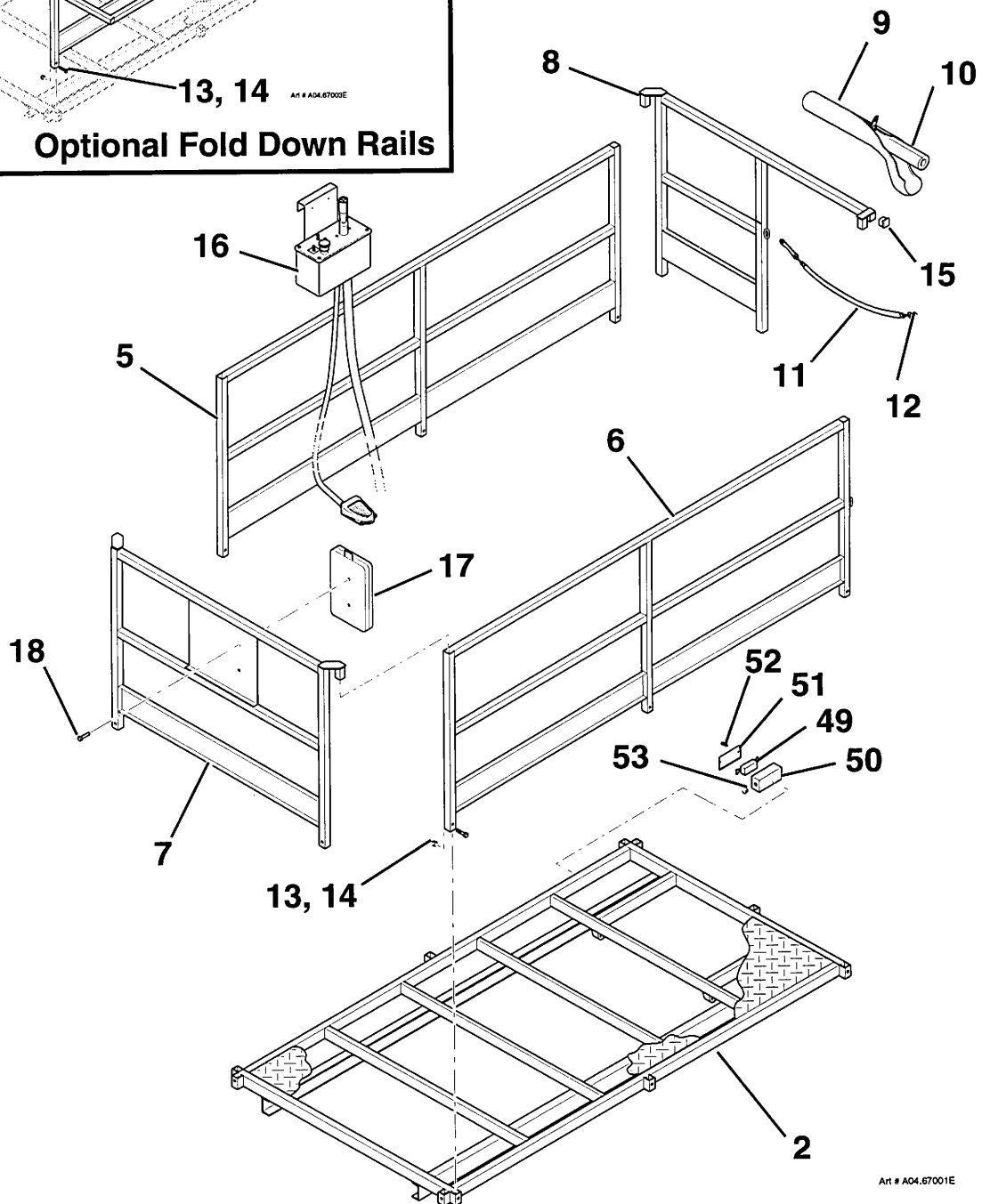
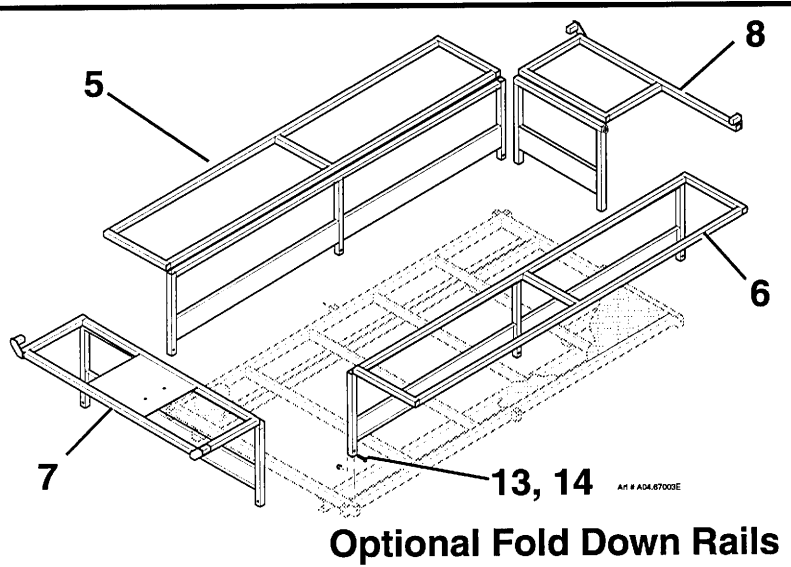
PLATFORM ASSEMBLY, 2515 SCISSORS (1 OF 3)

PLATE NO. 04.67

**SIMON AERIALS INC.**

REV. 21 NOV., 1996

PART NO.



TITLE

PLATFORM ASSEMBLY, 2515 SCISSORS (1 OF 3)

**SIMON AERIALS INC.**

REV. 21 NOV., 1996

PART  
NO.

PLATE  
NO.

04.67



## PARTS LIST

ITEM	PART NO	SEE SECTION	DESCRIPTION	QTY.
			PLATFORM GROUP (continued)	
			The following items are included <b>only</b> with the Rollout Deck:	
19	08-102900		BEARING, CAM FOLLOWER (1-5/8" O.D.)	2
20	221 8690		SPACER, CAM ROLLER	2
21	07-065023		WASHER, LOCK (7/8")	2
22	07-047123		NUT, JAM (7/8"-14, Grade 5)	2
23	222 0870		DECK, ROLLOUT (3 foot extension)	1
24	222 4280		PAD, ROLLOUT DECK SLIDER (Nylon)	2
25	07-015003		MACHINE SCREW, FLAT HEAD (1/4"-20 x 3/4", Grade 5)	4
26	07-050014		NUT, LOCK (1/4"-20, Grade 5)	4
27	10-165600		WASHER, SHOULDER (Nylon)	6
28	222 4900		RAIL, ROLL OUT DECK (Right side)	1
29	222 4890		RAIL, ROLL OUT DECK (Left side)	1
30	07-003030		CAP SCREW, HEX HEAD (5/16"-18 x 2-1/4", Grade 5)	8
31	07-062015		WASHER, FLAT (5/16")	8
32	07-050015		NUT, LOCK (5/16"-18, Grade 5)	8
33	222 4910		RAIL, ROLL OUT DECK (Front)	1
34	07-003033		CAP SCREW, HEX HEAD (5/16"-18 x 3", Grade 5)	4
35	07-062015		WASHER, FLAT (5/16")	8
36	07-050015		NUT, LOCK (5/16"-18, Grade 5)	4
37	24-101195		PLUG, TUBE END (Black plastic, for 1-1/2", #14 gauge square tube)	1
38	222 5100		HANDLE, ROLLOUT DECK	2
39	11-208800		GRIP, HANDLE (Plastic)	2
40	07-003051		CAP SCREW, HEX HEAD (3/8"-16 x 2-1/2", Grade 5)	2
41	07-062015		WASHER, FLAT (5/16")	4
42	07-050016		NUT, LOCK (3/8"-16, Grade 5)	2
43	11-103900		PIN, RETAINING (3/8" x 2-1/2") (includes 6" lanyard)	2
44	07-029365		SCREW, HEX WASHER HEAD (#10-24 x 1", self drilling)	2
45	03-606200		CLAMP, HOSE	3
46	07-029365		SCREW, HEX WASHER HEAD	
			(#12-14 x 1", self drilling, with seal)	3

TITLE

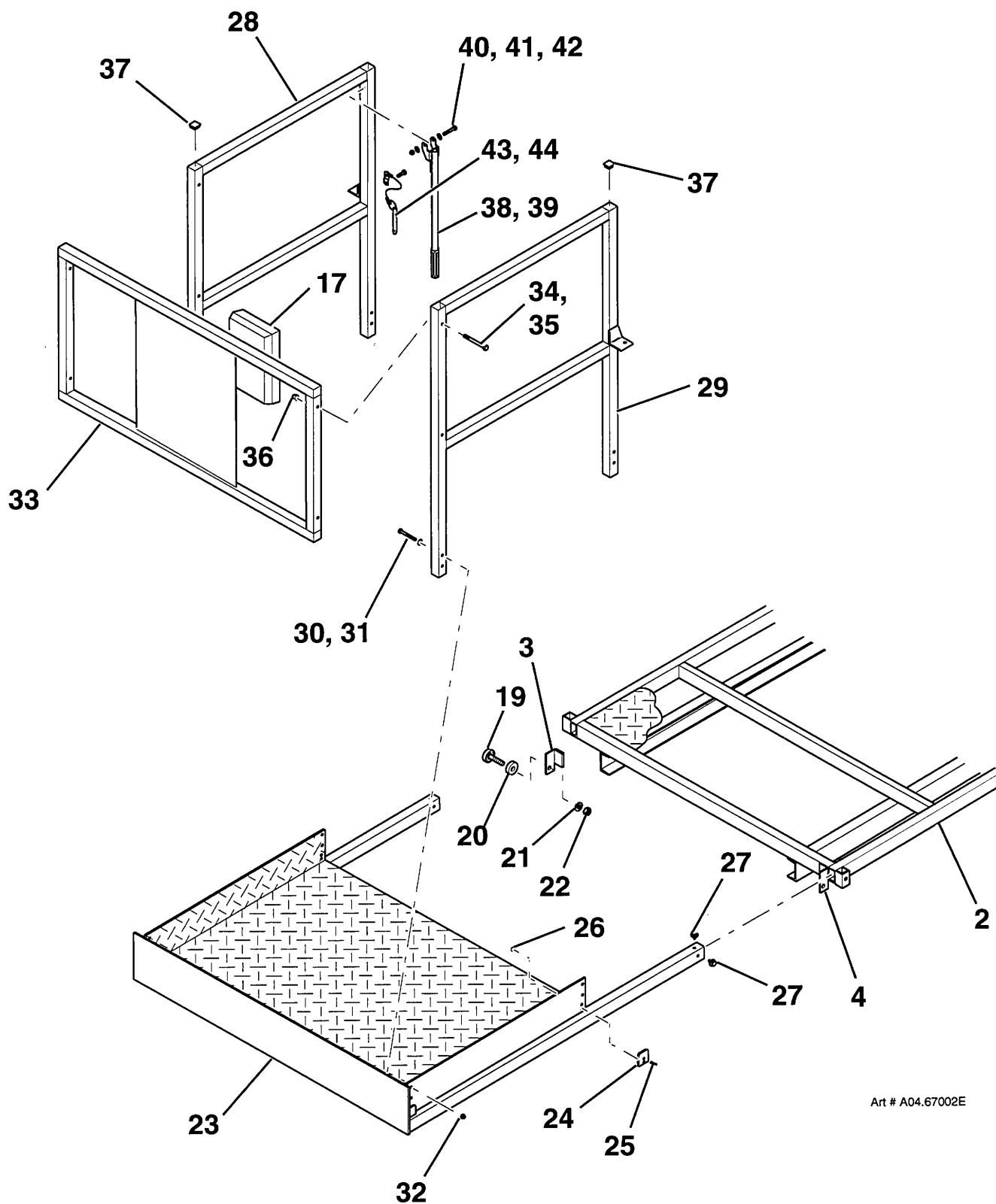
PLATFORM ASSEMBLY, 2515 SCISSORS (2 OF 3)

PLATE NO. 04.67

**SIMON AERIALS INC.**

REV. 21 NOV., 1996

PART NO.



Art # A04.67002E

TITLE

PLATFORM ASSEMBLY, 2515 SCISSORS (2 OF 3)

**SIMON AERIALS INC.**

REV. 21 NOV., 1996

PART  
NO.

PLATE  
NO.

04.67

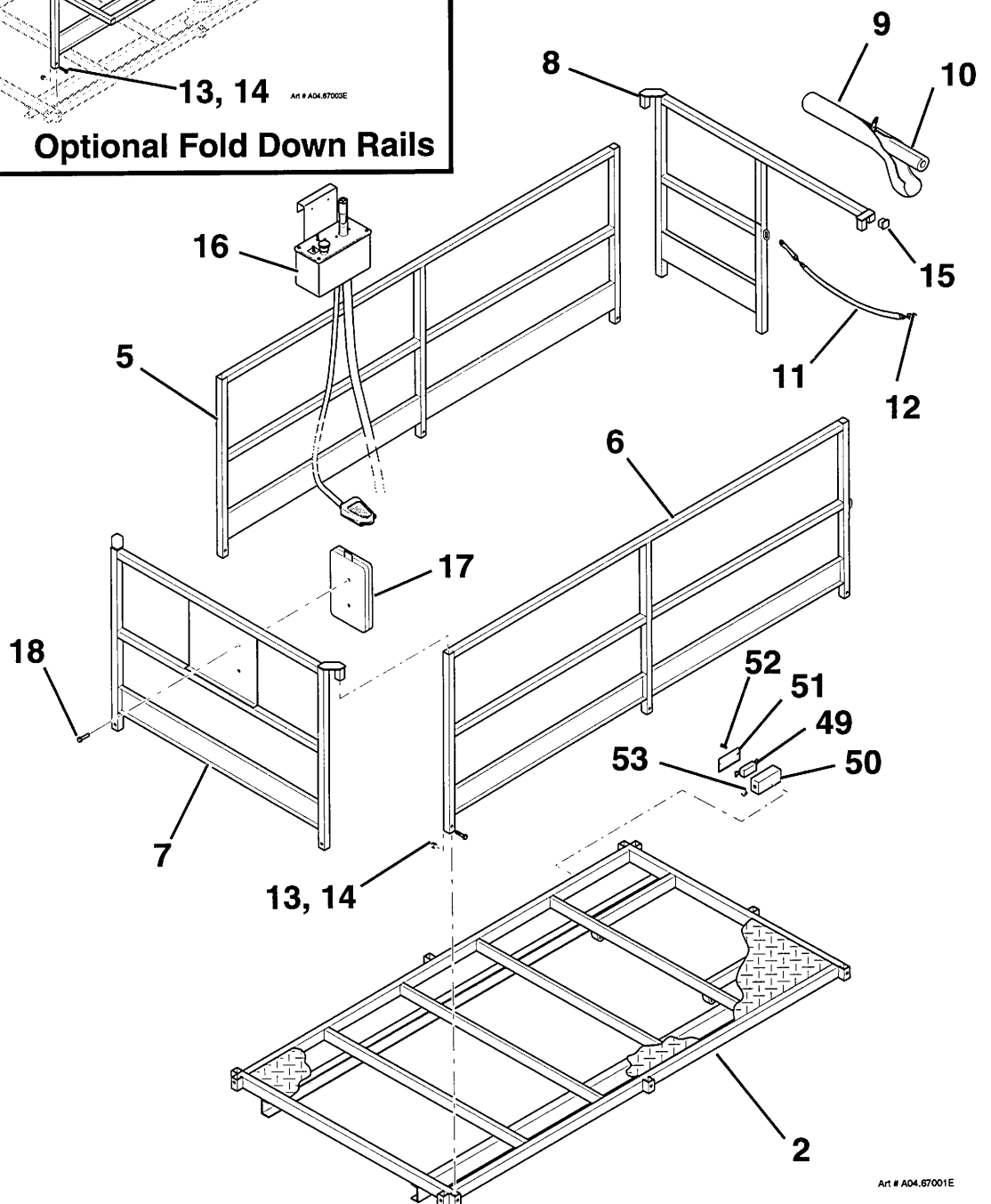
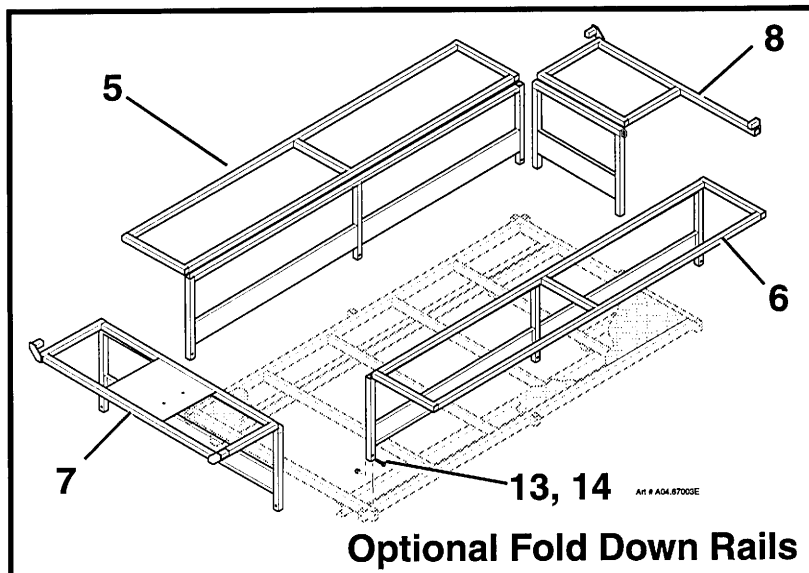
[illegible]

**TITLE** PLATFORM ASSEMBLY, 2515 SCISSORS (3 OF 3)

PLATE NO. 04.67	<b>SIMON AERIALS INC.</b>
-----------------	---------------------------

REV. 21 NOV., 1996

PART  
NO.



TITLE

PLATFORM ASSEMBLY, 2515 SCISSORS (3 OF 3)

**SIMON AERIALS INC.**

REV. 21 NOV., 1996

PART  
NO.

PLATE  
NO. 04.67

## PARTS LIST

ITEM	PART NO	SEE SECTION	DESCRIPTION	QTY.
1	354 9430		PLATFORM ASSEMBLY (with traversing deck option)	1
2	221 7330		PLATFORM DECK WELDMENT	1
3	221 7340		PLATFORM BASE WELDMENT (for traversing deck)	1
4	231 4200		ROLLER, TRAVERSING DECK	4
5	08-101600		BUSHING (Bronze, 1-1/8" O.D., 7/8" I.D., 1" long)	4
6	- - -		SHIM (1.38" O.D., 0.88" I.D., .075" thick)	4
7	- - -		BUSHING (Bronze, 2.0" O.D., 1.0" I.D., .13" thick)	4
8	222 4760		SIDE RAIL WELDMENT (Right)	1
9	221 7500		SIDE RAIL WELDMENT (Left)	1
10	221 7490		END RAIL WELDMENT (Control end)	1
11	221 7480		END RAIL WELDMENT (Entry end)	1
12	10-063200		TUBING, PIPE INSULATION (1-1/8" I.D., 1" wall, 6 Ft [1.83 M] long section) (2 Ft [.6 M] needed here)	A.R.
13	228 9910		COVER, PIPE INSULATION (Yellow, with zipper)	1
14	353 6350		CHAIN ASSEMBLY, SAFETY	1
15	11-083400		"S"-HOOK (replaces 48-100130)	
16	07-003023		CAP SCREW, HEX HEAD (5/16"-18 x 3/4", Grade 5)	10
17	07-050015		NUT, LOCK (5/16"-18, Grade 5)	10
18	24-101195		PLUG, TUBE END (Black plastic, for 1-1/2", #14 gauge square tube)	1
19	04-051300		CYLINDER, TRAVERSING DECK (2-1/2" bore, 36" stroke)	1
20	Call Simon		SEAL KIT, CYLINDER	1
21	06-216400		90° ELBOW, MALE 37° TO NPT (4-6 CTX-S) (4MJ-6MP 90°) (replaces 24-100652)	2
22	223 0130		PIN, CYLINDER (Base end) (3/4" dia. x 5-1/2" long)	1
23	223 0140		PIN, CYLINDER (Rod end) (3/4" dia. x 3-1/2" long)	1
24	07-062022		WASHER, FLAT (3/4")	A.R.
25	07-100000		ROLL PIN (5/16")	4
26	01-017800		MANIFOLD, SINGLE STATION	1
27	06-039500		ADAPTER, "O"-RING TO 37° (4-6 F5OX-S) (6MB-4MJ)	1
28	06-044400		90° ELBOW, "O"-RING TO 37° (4-6 C5OX-S) (6MB-4MJ 90°)	3
29	07-008007		CAP SCREW, SOCKET HEAD (1/4"-20 x 1-1/2", Grade 8)	2
30	01-109400		VALVE, DIRECTIONAL (D03)	1
31	01-109401		COIL, DIRECTIONAL VALVE (12 Volt DC)	1
32	07-008354		CAP SCREW, SOCKET HEAD (#10-24 x 1-1/4", Grade 8)	2

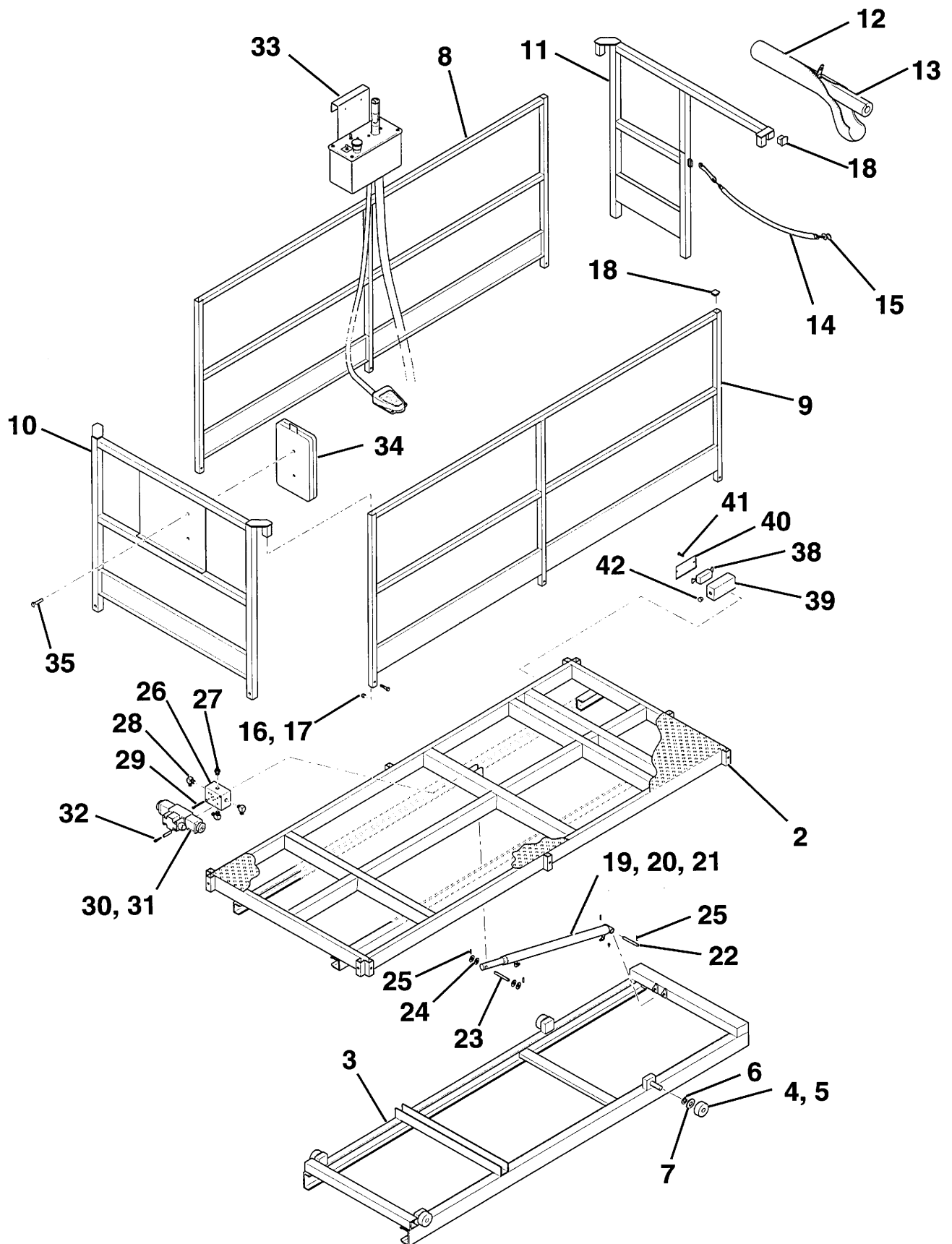
**TITLE** PLATFORM ASSEMBLY (TRAVERSING), 2515 SCISSORS (1 OF 2)

**PLATE NO.** 04.68 **SIMON AERIALS INC.**

NEW 21 NOV., 1996

**PART NO.**





Art # A04.86001E

TITLE PLATFORM ASSEMBLY (TRAVERSING), 2515 SCISSORS (1 OF 2)

**SIMON AERIALS INC.**

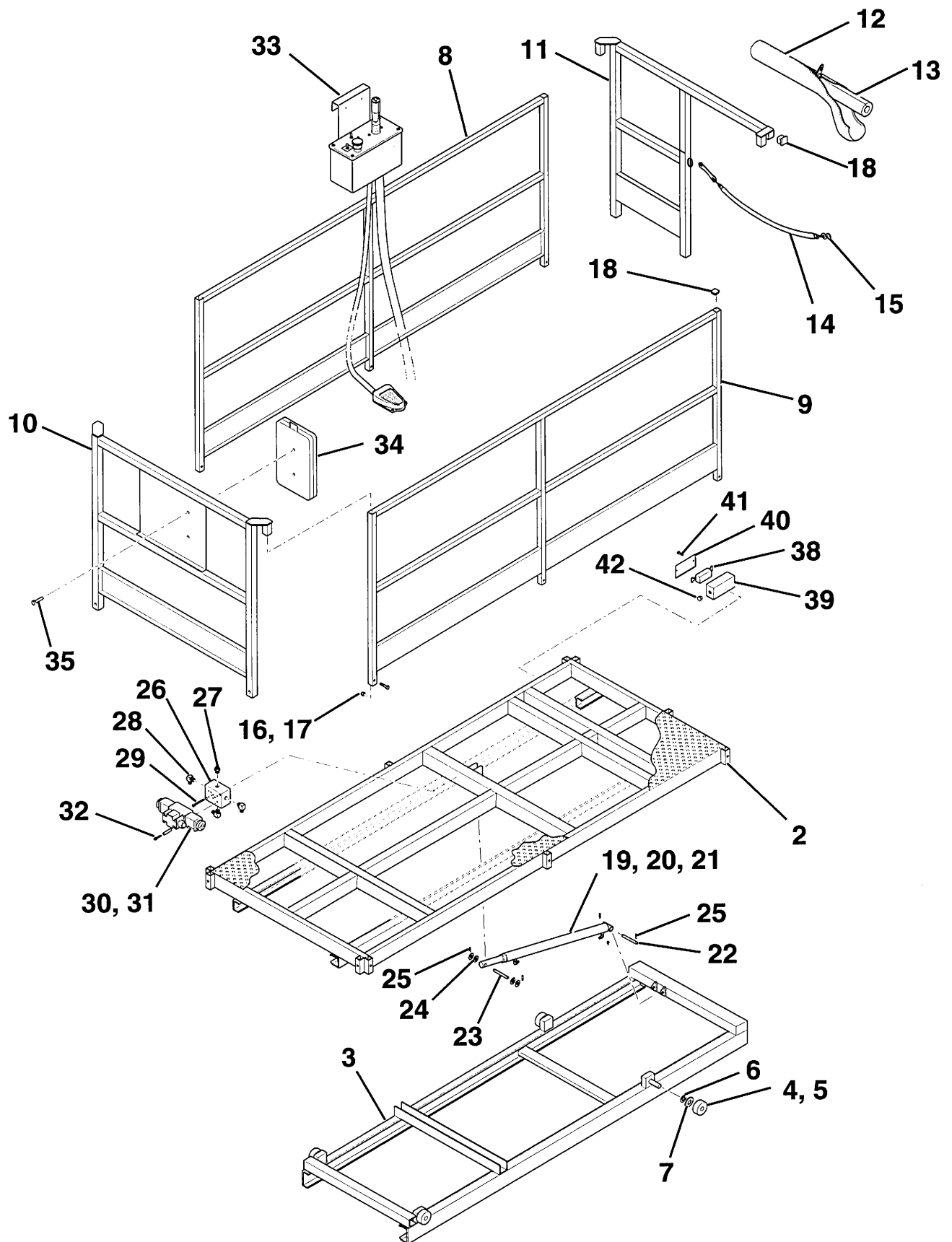
NEW 21 NOV., 1996

PART  
NO.

PLATE  
NO. 04.68

[illegible]

PLATE NO.	04.68	SIMON AERIALS INC.	NEW 21 NOV., 1996	PART NO.
-----------	-------	--------------------	-------------------	----------



Alt # ADA 58001E

TITLE PLATFORM ASSEMBLY (TRAVERSING DECK), 2515 SCISSORS (2 OF 2)

**SIMON AERIALS INC.**

NEW 21 NOV., 1996

PART  
NO.

PLATE  
NO. 04.68



## PARTS LIST

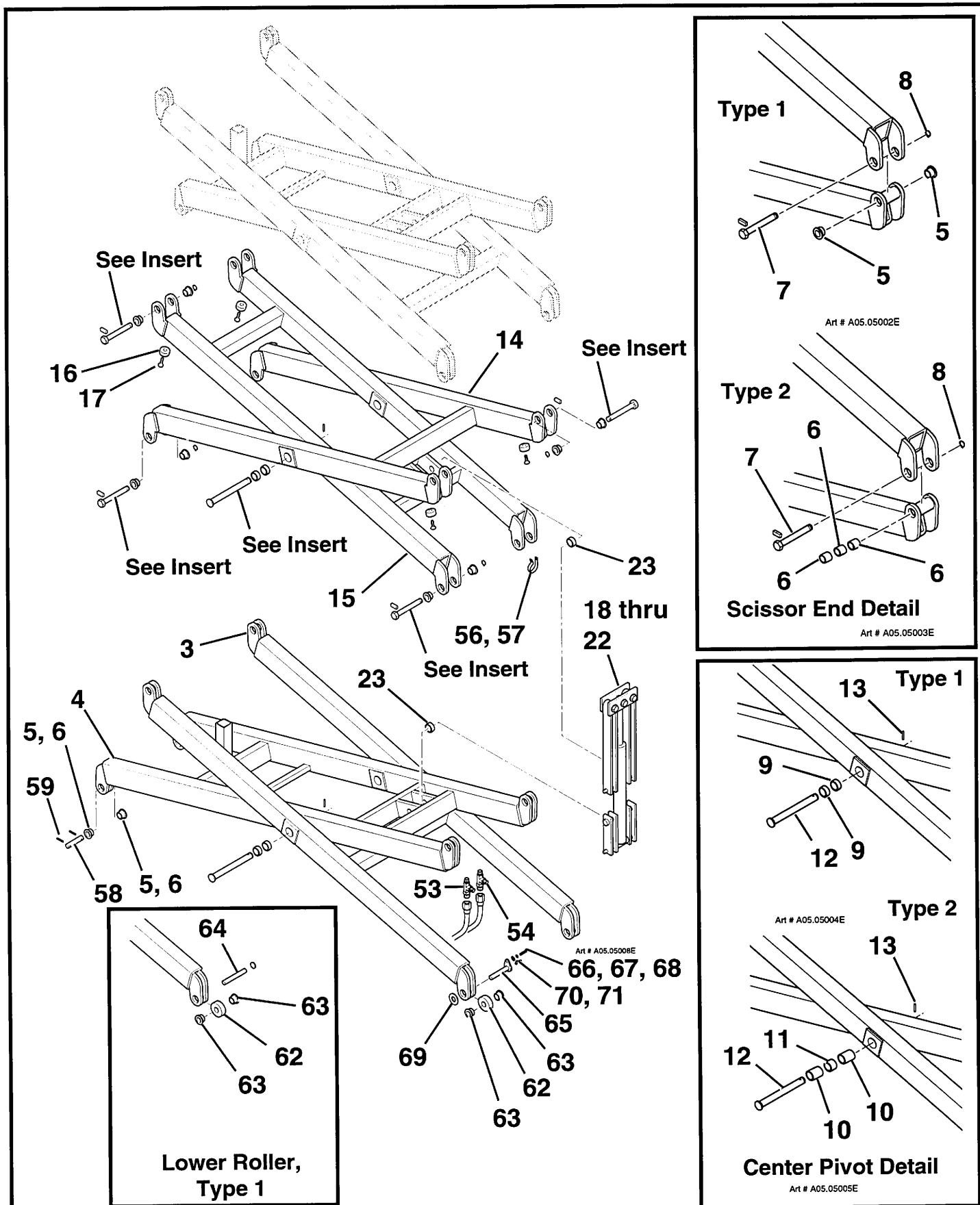
ITEM	PART NO	SEE SECTION	DESCRIPTION	QTY.
1	354 3320		SCISSORS ARM SET GROUP	1
2	354 7940		SCISSORS ARM ASSEMBLY	1
3	223 0350		ARM WELDMENT (Outer, bottom [#1] segment)	1
4	2370120		ARM WELDMENT (Inner, bottom [#1] segment) (includes service prop stand) (was 50-800568)	1
5	08-100200		BUSHING (Earlier version. Oilite, flanged. 1.00" I.D., 1.88" O.D., 1" long. Replaces 26-800527)	32
6	08-082600		BUSHING (Current style. Fibre glide, 0.88" I.D., 1.0" O.D., 1" long [22 x 25 x 25 mm])	48
7	237 0110		PIN (Arm to arm connecting) (was 42-800518)	12
8			RING, SNAP (7/8")	A.R.
9	26-800564		BUSHING (Earlier version. Fibre glide)	16
10	08-082800		BUSHING (Current style. Fibre glide, 1-3/8" I.D., 1-1/2" O.D., 1-1/2" long [35 x 38 x 38 mm])	16
11	08-082700		BUSHING (Current style. Fibre glide, 1-3/8" I.D., 1-1/2" O.D., 1" long [35 x 38 x 25 mm])	8
12	237 0100		PIN, CENTER (was 42-800573)	8
13	236 4130		ROLL PIN (3/8" x 3")	8
14	223 0360		ARM ASSEMBLY, SCISSOR (Outer, #2 segment)	1
15	237 0130		ARM ASSEMBLY, SCISSOR (Inner, #2 segment) (was 50-800572)	1
16	10-214600		BUMPER (Nylon)	12
17	07-015003		MACHINE SCREW, FLAT HEAD (1/4"-20 x 3/4", Grade 5)	12
18	See Plate . .	11.86	LOWER LIFT CYLINDER ASSEMBLY	1
19	See Plate . .	11.84	CYLINDER, LIFT	1
20	03-611500		FUSE, VELOCITY (5 GPM [18.9 L/ min], color coded <b>Black</b> )	1
21	06-039300		ADAPTER, "O"-RING TO 37° (4 F5OX-S) (4MJ-4MB)	1
22	06-051600		90° ELBOW, SWIVEL NUT (8 C6X-S) (8MJ-8FJX 90°)	1
23	08-105100		BUSHING (Fibre glide) (replaces 26-800581)	4
24	11-201400		FITTING, GREASE (replaces 24-800520)	14
25	08-066300		CAP, GREASE FITTING (White plastic)	14

**TITLE**      ARM SET GROUP, MODEL 2515 (PLATE 1 OF 4, LOWER ARM SET)

**PLATE NO.**      05.05      **SIMON AERIALS INC.**

REV. 02 DEC., 1996

**PART NO.**



TITLE ARM SET GROUP, MODEL 2515 (PLATE 1 OF 4, LOWER ARM SET)

**SIMON AERIALS INC.**

REV. 02 DEC., 1996

PART  
NO.

PLATE  
NO.

05.05

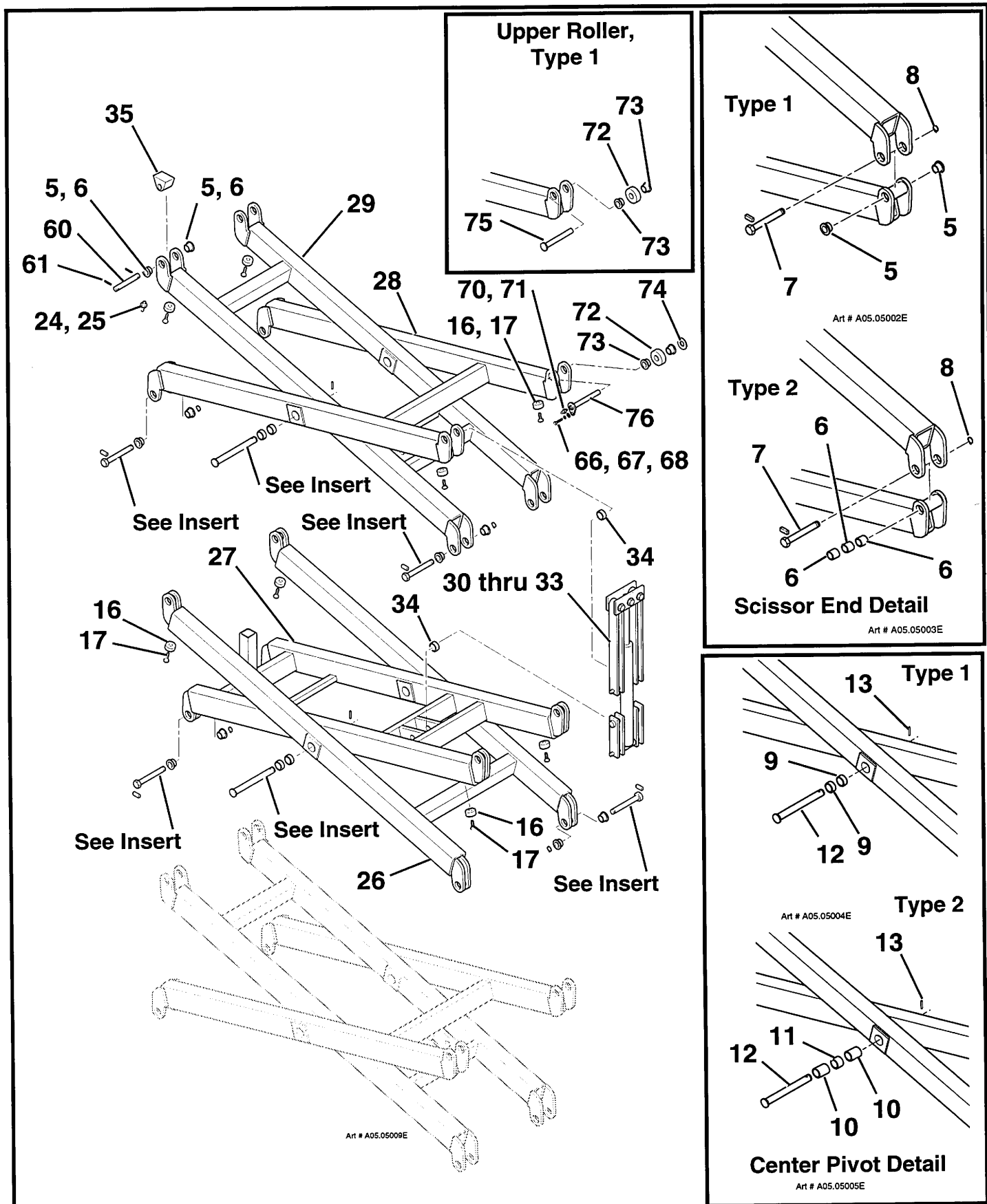
## PARTS LIST

[illegible]

TITLE	ARM SET GROUP, MODEL 2515 (PLATE 2 OF 4, UPPER ARM SET)
-------	---

PLATE NO	05.05	<b>SIMON AERIALS INC.</b>	REV. 02 DEC., 1996
----------	-------	---------------------------	--------------------

PART NO.	DESCRIPTION
----------	-------------



TITLE ARM SET GROUP, MODEL 2515 (PLATE 2 OF 4, UPPER ARM SET)

**SIMON AERIALS INC.**

REV. 02 DEC., 1996

PART  
NO.

PLATE  
NO.

05.05

## PARTS LIST

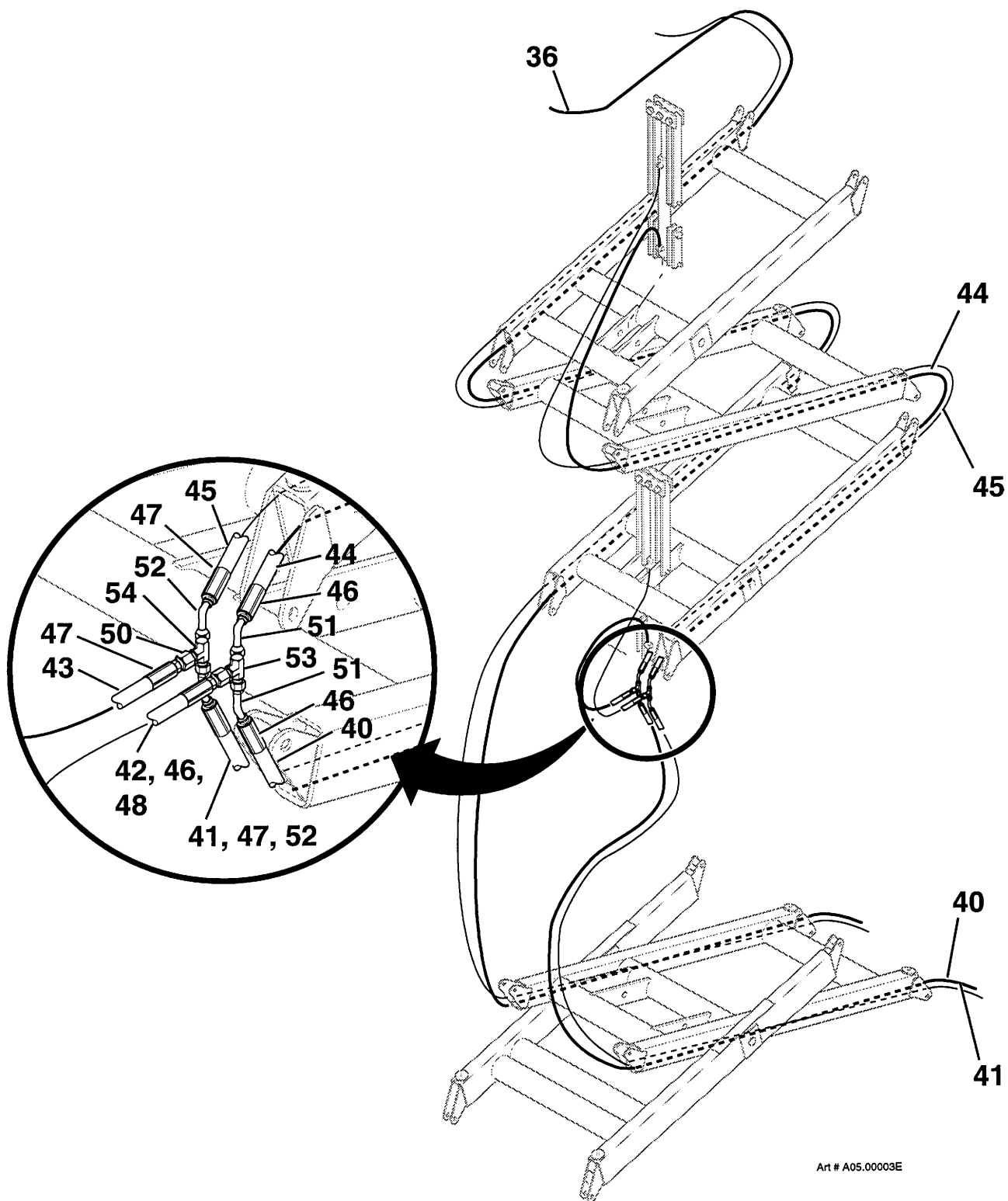
ITEM	PART NO	SEE SECTION	DESCRIPTION	QTY.
35	221 6850		SCISSORS ARM SET GROUP (continued) EAR, SCISSOR MOUNTING (Welds to underside of platform)	2
36	03-086300		CABLE, ELECTRICAL (16 conductor, #16 AWG) (Bulk item. 56 ft (17.1 m) required.)	A.R.
37	05-081600		HOSE, HYDRAULIC (3/8") (Bulk item. Can be cut to fit as shown on chart, below.)	A.R.
38	05-081500		HOSE, HYDRAULIC (1/4") (Bulk item. Can be cut to fit as shown on chart, below.)	A.R.
39	354 3450		HOSE KIT, 2515 SCISSORS ARM SET	1

Key No.	Hose		Size:	Ferrule (Need 2)	Fitting (End 1)	Fitting (End 2)
	From:	To:				
40 41	Bottom of scissors	Union tee	3/8" x 9 ft 10 in (2.95 m) 1/4" x 19 ft 4 in (5.80 m)	Item 46 (2) Item 47 (2)	Item 48 Item 50	Item 51 Item 52
42 43	Union tee	Bottom cylinder	3/8" x 41 in (1.02 m) 1/4" x 66 in (1.65 m)	Item 46 (2) Item 47 (2)	Item 48 Item 50	Item 49 Item 50
44 45	Union tee	Top cylinder	3/8" x 19 ft 7 in (5.88 m) 1/4" x 18 ft 11 in (5.68m)	Item 46 (2) Item 47 (2)	Item 51 Item 52	Item 49 Item 50

46	06-000030		FERRULE, HOSE END (6MP 3KPCA)	6
47	06-155200		FERRULE, HOSE END (4MP 3KPCA)	6
48	06-144900		STRAIGHT FITTING, HOSE END (6-6 FJX-S)	2
49	06-145200		STRAIGHT FITTING, HOSE END (6-8 FJX-S)	2
50	06-144300		STRAIGHT FITTING, HOSE END (4-4 FJX-S)	4
51	06-212500		45° FITTING, HOSE END (6C2-6 FJX-S)	2
52	06-212400		45° FITTING, HOSE END (4C2-4 FJX-S)	2
53	06-021000		UNION TEE, 37° MALE (6 JTX-S) (6MJ-6MJ-6MJ) (was 24-800479)	1
54	06-020800		UNION TEE, 37° MALE (4 JTX-S) (4MJ-4MJ-4MJ) (was 24-800488)	1
55	16-800482		VALVE, CHECK (free flow, one way)	2
56	08-800615		CLAMP, HOSE (8-3/8" to 8-1/4")	16
57	10-800616		SCREW	16

TITLE					SCISSOR ARM FITTINGS AND HOSES, MODEL 2515 (PLATE 3 OF 4)					
PLATE NO.		05.05		SIMON AERIALS INC.			REV. 02 DEC., 1996		PART NO.	





TITLE SCISSOR ARM FITTINGS AND HOSES, MODEL 2515 (PLATE 3 OF 4)

**SIMON AERIALS INC.**

REV. 02 DEC., 1996

PART  
NO.

PLATE  
NO.

05.05



## PARTS LIST

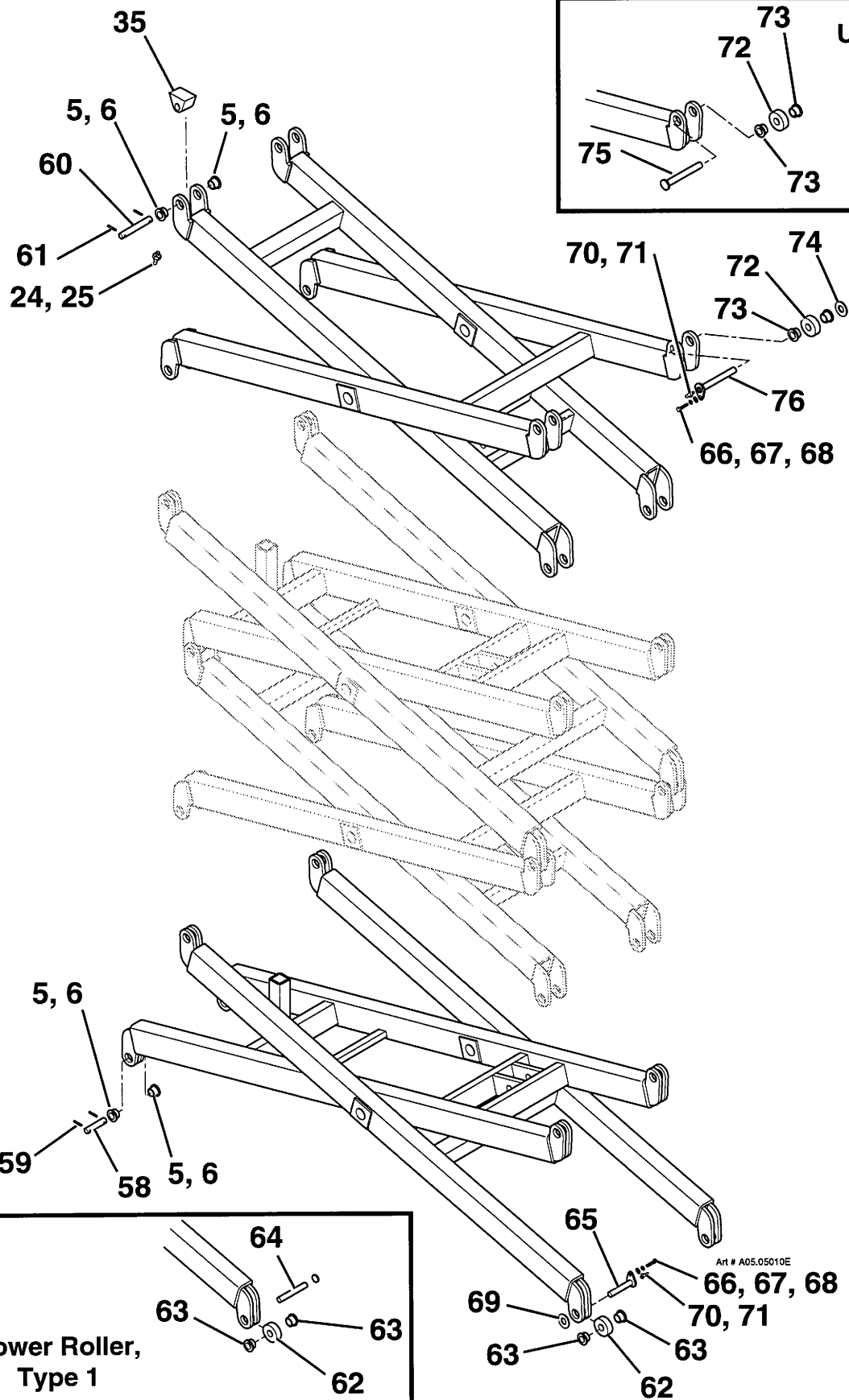
ITEM	PART NO	SEE SECTION	DESCRIPTION	QTY.
			The following items <b>are not</b> included with the Scissors Arm Assembly. They <b>are</b> included with the Arm Set Group:	
58	221 9140		PIN (Bottom [#1] inner arm to undercarriage frame) (replaces 42-800521)	2
59	07-100000		ROLL PIN (5/16" x 2")	4
60	221 9130		PIN (Top [#4] inner arm to platform deck) (0.88" dia. x 3.63" long [22 x mm]) (replaces 42-800521)	2
61	07-100000		ROLL PIN (5/16" x 2")	4
62	221 6730		ROLLER, SCISSOR ARM (lower) (was 48-800578) (7/8" I.D., 2-3/4" O.D., 1-1/2" wide [22 x 25 x 38mm]) (includes bushings)	2
63	08-077500		BUSHING, FLANGED (Bronze) (Replace earlier bushings 08-104500, 26-800577 or 26-100900) 7/8" I.D., 1" O.D., 3/4" long	1
	08-077600		7/8" I.D., 1" O.D., 1" long	1
64	221 9150		PIN, SCISSOR ARM ROLLER (lower) (earlier version) (replaces 42-800579)	2
65	223 1710		PIN, SCISSOR ARM ROLLER (lower) (current version)	2
66	07-003045		CAP SCREW, HEX HEAD (3/8"-16 x 1", Grade 5)	2
67	07-065016		WASHER, HELICAL LOCK (3/8")	2
68	07-062014		WASHER, FLAT (3/8")	2
69			WASHER (Steel)	2
70	11-201400		FITTING, GREASE (1/4") (replaces 24-800520)	4
71	08-066300		COVER, GREASE FITTING (White plastic)	4
72	231 4200		ROLLER, SCISSOR ARM (upper) (was 48-800560)	2
73	08-104600		BUSHING (Bronze, 7/8" I.D., 1-1/8" O.D., 1" long) (Replaces earlier flanged bushing 26-800559)	4
74	42-800558		SPACER, PIN	2
75	221 9160		PIN, SCISSOR ARM ROLLER (upper) (earlier version) (7/8" x 5.25") (was 42-800561)	2
76	223 1730		PIN, SCISSOR ARM ROLLER (upper) (current version)	2

TITLE                      ARM SET GROUP, MODEL 2515 (PLATE 4 OF 4, ROLLERS)

PLATE NO.            05.05            **SIMON AERIALS INC.**

REV. 02 DEC., 1996

PART NO.



TITLE ARM SET GROUP, MODEL 2515 (PLATE 4 OF 4, ROLLERS)

**SIMON AERIALS INC.**

REV. 02 DEC., 1996

PART  
NO.

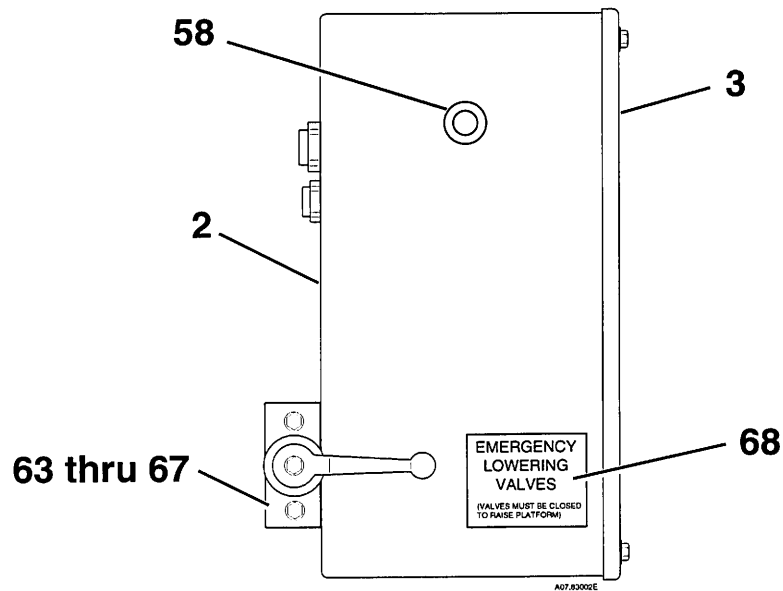
PLATE  
NO.

05.05

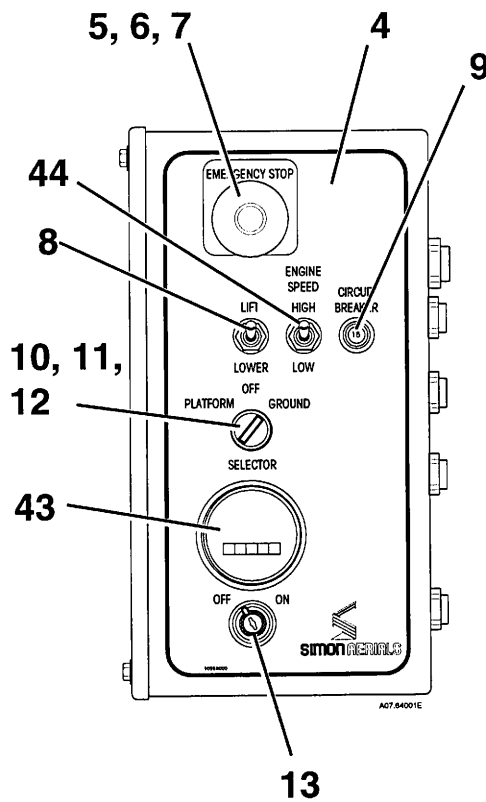
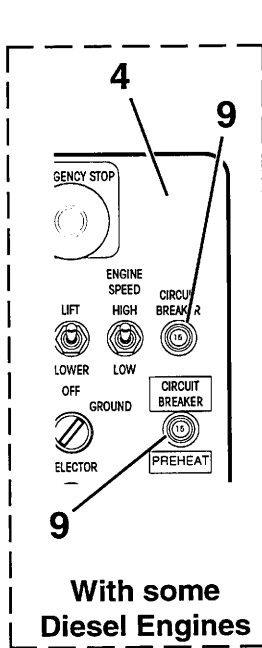
[illegible]

PLATE NO.	07.56	SIMON AERIALS INC.	REV. 03 DEC., 1996	PART NO.
-----------	-------	--------------------	--------------------	----------

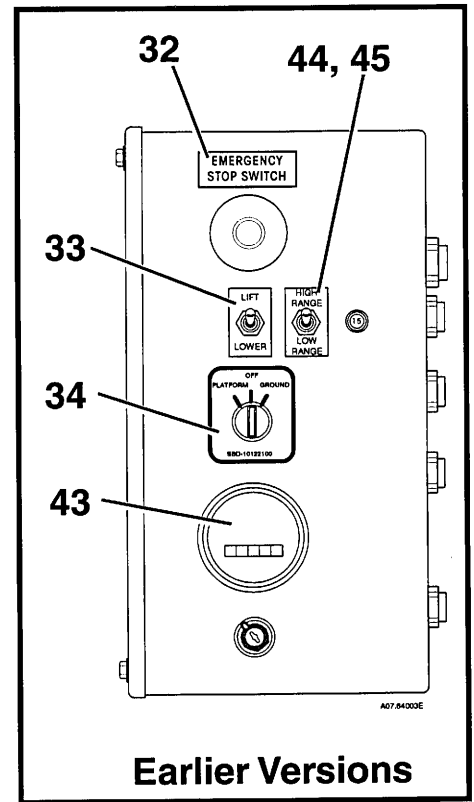
REV. 03 DEC., 1996



**Left Side View**



**Right Side View**



**Earlier Versions**

**TITLE** LOWER CONTROL BOX, ENGINE POWERED SCISSORS (PLATE 1 OF 4)

**SIMON AERIALS INC.**

REV. 03 DEC., 1996

**PART NO.**

**PLATE NO.** 07.56

## PARTS LIST

ITEM	PART NO	SEE SECTION	DESCRIPTION	QTY.
14	03-610100		BLOCK, TERMINAL (20 position)	1
15	07-011335		CAP SCREW, SLOTTED PAN HEAD (#6-32 x 1/2")	2
16	07-050007		NUT, STOP (#6-32, Grade 5)	2
17			DECAL, 20 POSITION TERMINAL BLOCK	1
	10-279900		For versions except as listed below	
	10-280000		For versions <b>with</b> optional <b>side by side</b> outriggers, but <b>without</b> optional traversing deck	
18	03-603400		DIODE (3 Amp, 1000 Volt)	7
19	22-700060		RELAY, SOLENOID (Engine) (12 Volt DC, with one normally open, one normally closed circuit)	1
20	07-003001		CAP SCREW, HEX HEAD (1/4"-20 x 1/2", Grade 5)	2
21	07-050014		NUT, STOP (1/4"-20, Grade 5)	2
22	10-232400		DECAL, "ENGINE RELAY"	1
23	22-101306		RELAY, POWER	2
24	07-003001		CAP SCREW, HEX HEAD (1/4"-20 x 1/2", Grade 5)	4
25	07-050014		NUT, STOP (1/4"-20, Grade 5)	4
26	10-265800		DECAL, "ENGINE HIGH SPEED RELAY"	1
27	10-265600		DECAL, "CHOKE RELAY"	1
28	03-700500		GRIP, CORD (Plastic, 3/4", with .545 to .708" dia. seal)	2
29	03-055600		NUT, CONDUIT LOCK (3/4")	2
30	03-700400		GRIP, CORD (Plastic, 1/2", with .236 to .472" dia. seal)	3
31	03-055500		NUT, CONDUIT LOCK (1/2")	3
			The following items were found on <b>earlier versions</b> of Lower Control Box Assembly 354 4390:	
32	47-100224		DECAL, "EMERGENCY STOP SWITCH"	
			(used on earlier versions with separate decals)	1
33	10-209500		PLATE, "LIFT/ LOWER" (Silver type on Black) (earlier style)	1
	10-209500		DECAL, "UP/ DOWN" (Black type on White, with arrows)	
			(Some earlier versions. Replaced by "Lift/ Lower" plate.)	1
	48-101202		PLUG, CAP (1/2", plastic) (Earlier versions, when optional engine speed switch <b>is not</b> fitted)	1
34	10-225800		DECAL, "PLATFORM/ OFF/ GROUND" (earlier versions) (some versions were labelled "10-122100")	1

**TITLE** LOWER CONTROL BOX, ENGINE POWERED SCISSORS (PLATE 2 OF 4)

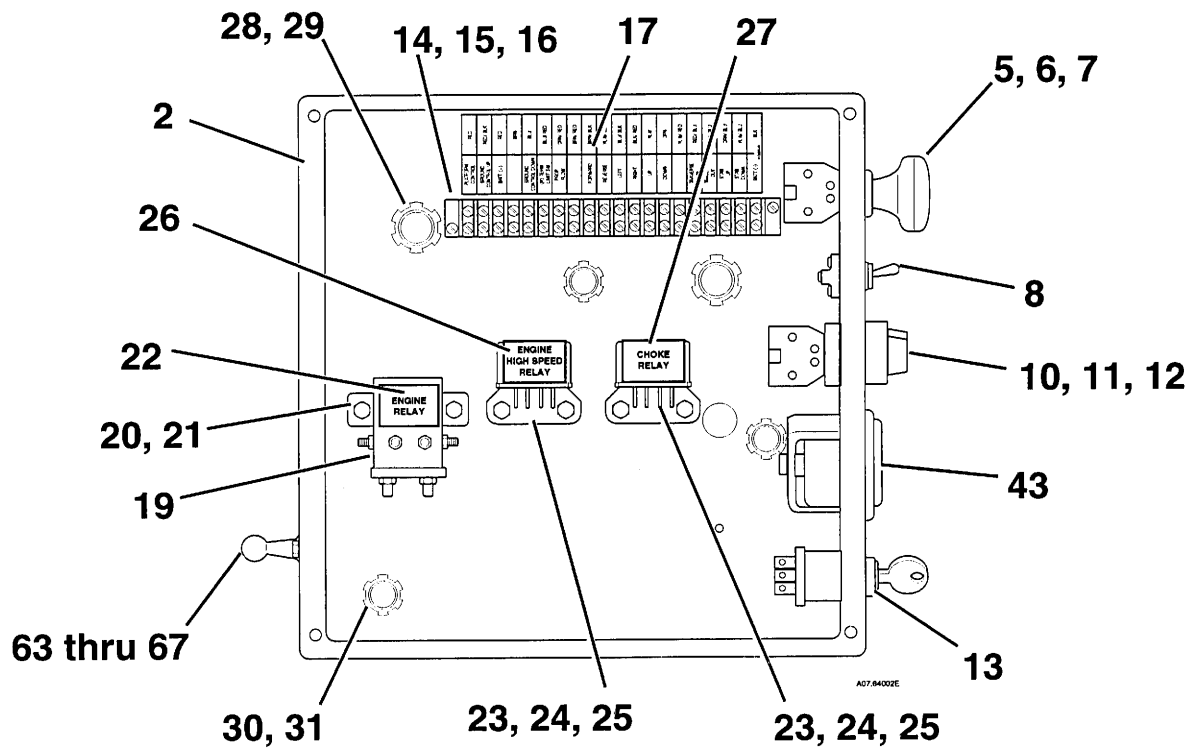
**PLATE NO.** 07.56

**SIMON AERIALS INC.**

REV. 03 DEC., 1996

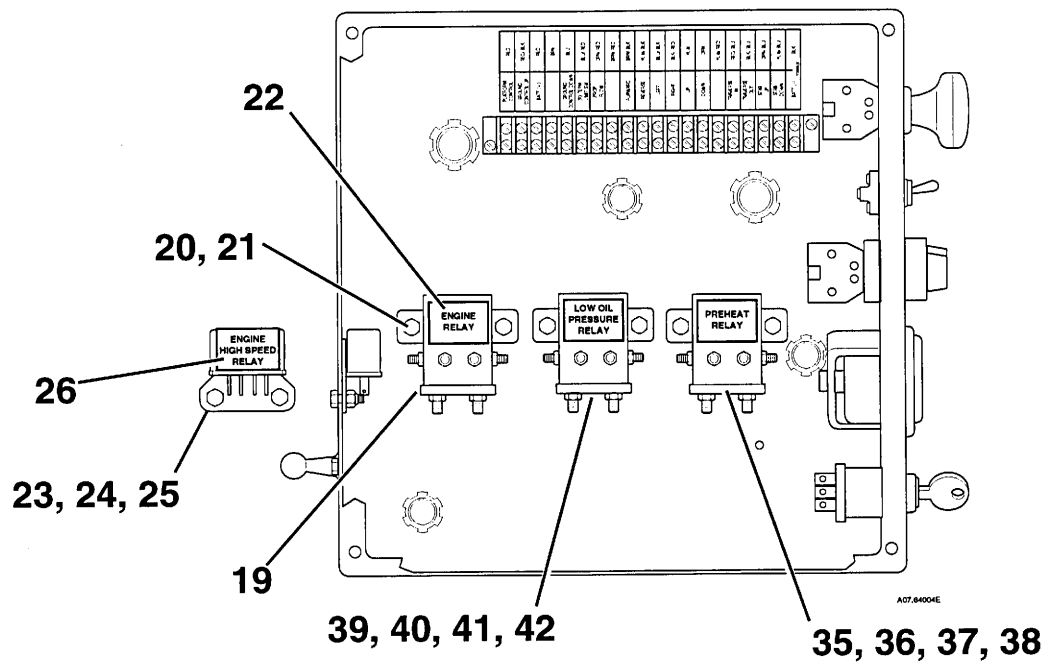
**PART NO.**





**With Gas or Dual Fuel Engines (Typical Application)**

**With optional Diesel Engines (Typical Application)**



**TITLE** LOWER CONTROL BOX, ENGINE POWERED SCISSORS (PLATE 2 OF 4)

**SIMON AERIALS INC.**

REV. 03 DEC., 1996

**PART  
NO.**

**PLATE  
NO.**



## PARTS LIST

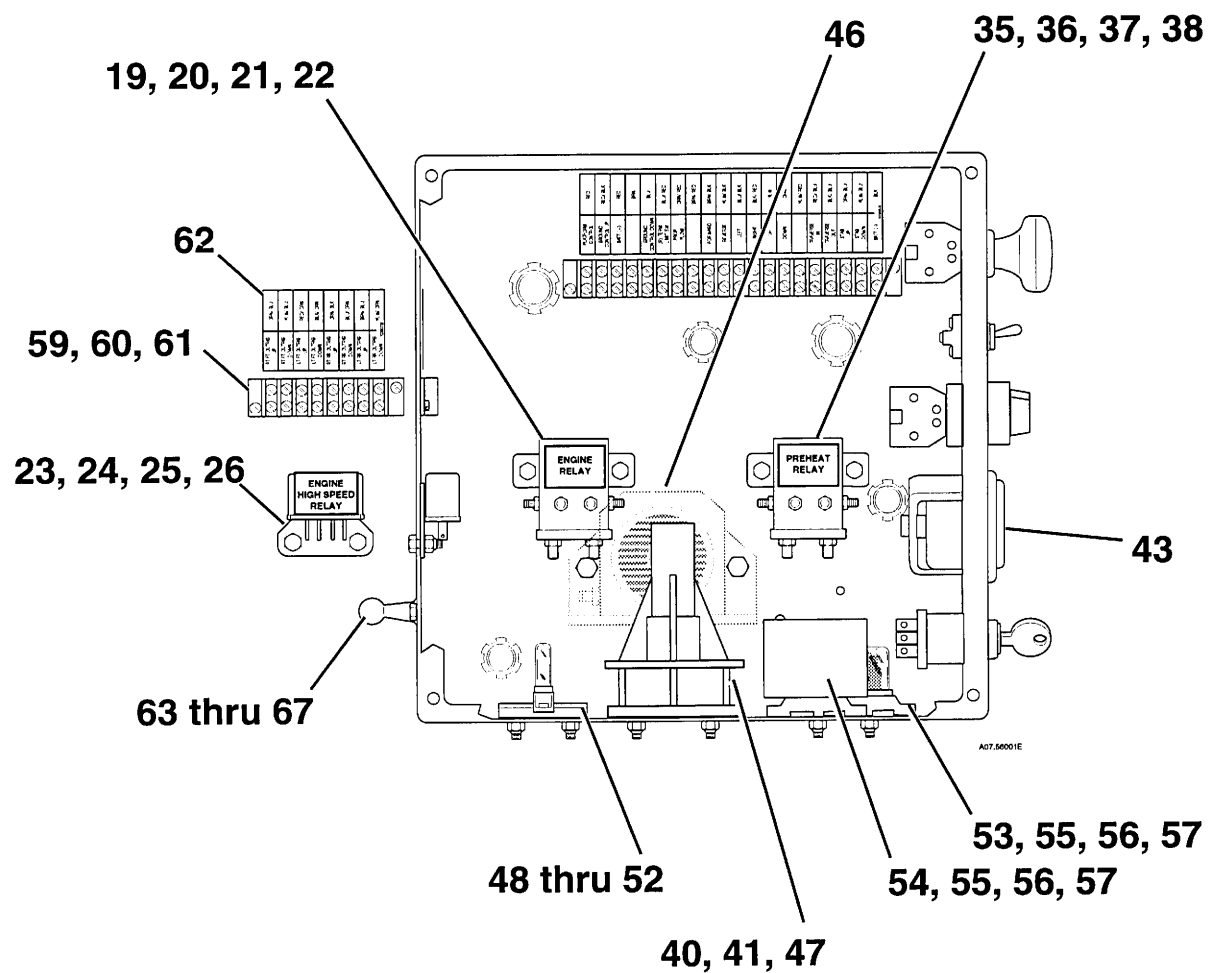
ITEM	PART NO	SEE SECTION	DESCRIPTION	QTY.
			The following items <b>are not</b> included with Lower Control Box Assembly 354 4390:	
35	22-700060		RELAY, SOLENOID (Preheat) (with optional Diesel engines) (12 Volt DC, one normally open, one normally closed circuit)	1
36	07-003001		CAP SCREW, HEX HEAD (1/4"-20 x 1/2", Grade 5)	2
37	07-050014		NUT, STOP (1/4"-20, Grade 5)	2
38	10-232900		DECAL, "PREHEAT RELAY"	1
39	22-700060		RELAY, SOLENOID (Low oil pressure) (used with some optional engines) (12 Volt DC, with one normally open, one normally closed circuit)	1
40	07-003001		CAP SCREW, HEX HEAD (1/4"-20 x 1/2", Grade 5)	4
41	07-050014		NUT, STOP (1/4"-20, Grade 5)	4
42	10-232500		DECAL, "LOW OIL PRESSURE RELAY"	1
43	03-030500		HOUR METER (24 Volt) (option)	1
44	03-020400		SWITCH, TOGGLE (Engine speed, option) (2 position, maintained contact)	1
45	10-205100		PLATE, "HIGH RANGE/ LOW RANGE" (Earlier versions, when optional engine speed switch is fitted)	1
46			ALARM, MOVEMENT (option)	1
	03-466100 03-464600		with gas or optional dual fuel engines (97 db) with optional Diesel engines (102 db)	
47	03-987100		SENSOR, LEVEL (3°) (option) (replaces 03-610800)	1
48	03-051500		RELAY, PLUG IN (12 Volt DC, single pole) (option)	1
49	03-051600		SOCKET, RELAY (single pole, snap mount)	1
50	03-051700		RAIL, TERMINAL (1 m [39.37"] long section. Cut to fit.)	1
51	07-011335		MACHINE SCREW, SLOTTED PAN HEAD (#6-32 x 1/2")	2
52	07-050007		NUT, STOP (#6-32, Grade 5)	2
53	03-050100		RELAY, PLUG IN (12 Volt DC, double pole) (option)	1
54	03-052800		RELAY, TIME DELAY (0.1 to 102.3 second, 12 VDC) (option)	1
55	03-037500		SOCKET, RELAY (double pole, 8 pin)	2
56	07-011419		MACHINE SCREW, PAN HEAD (#10-32 x 5/8")	4
57	07-050111		NUT, STOP (#10-32, Grade 2)	4

**TITLE** LOWER CONTROL BOX, ENGINE POWERED SCISSORS (PLATE 3 OF 4)

**PLATE NO.** 07.56 **SIMON AERIALS INC.**

REV. 03 DEC., 1996

**PART NO.**



With optional equipment or  
some special applications

TITLE LOWER CONTROL BOX, ENGINE POWERED SCISSORS (PLATE 3 OF 4)

**SIMON AERIALS INC.**

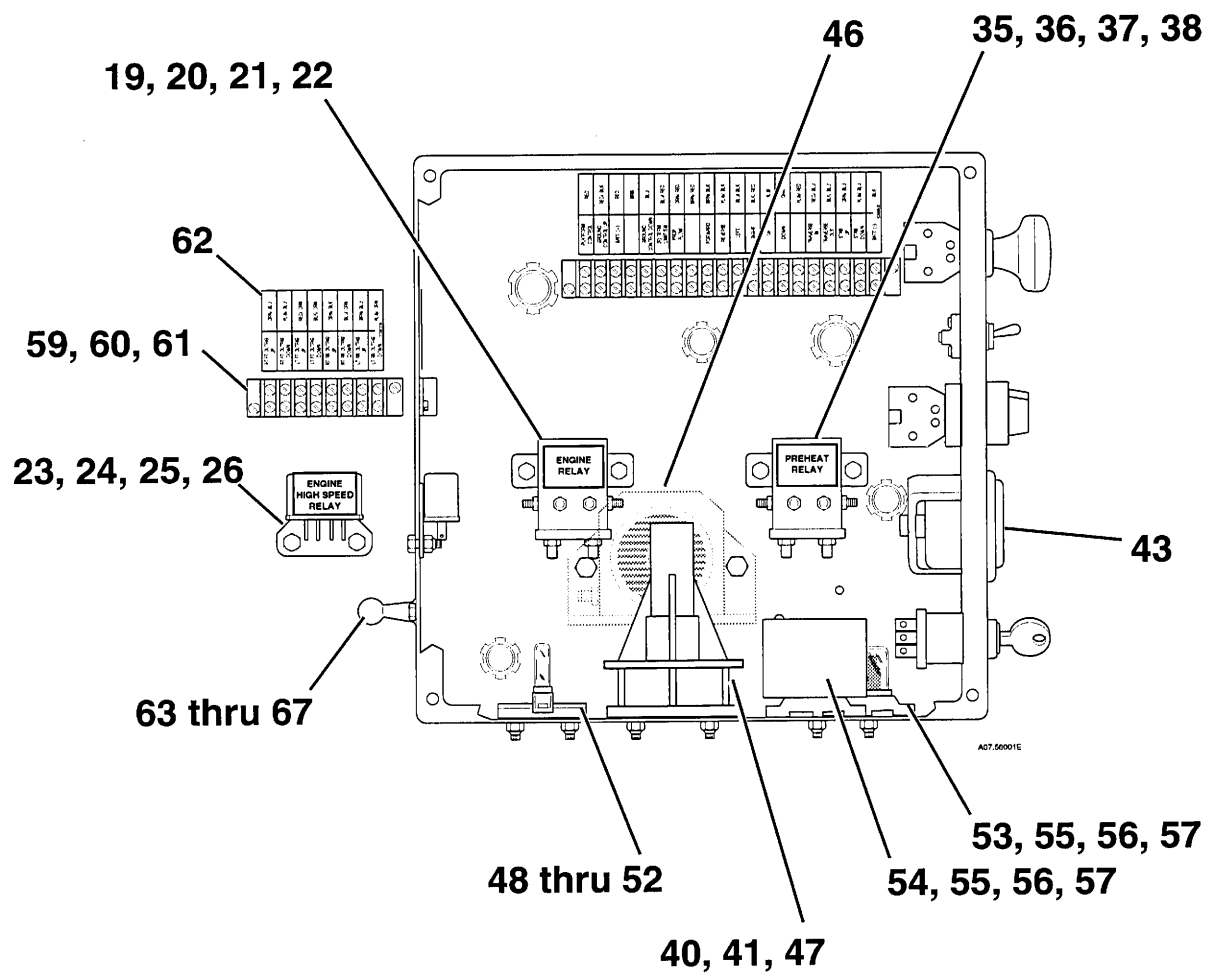
REV. 03 DEC., 1996

PART  
NO.

PLATE  
NO.

[illegible]

PLATE NO.	07.56	SIMON AERIALS INC.	REV. 03 DEC., 1996	PART NO.
-----------	-------	--------------------	--------------------	----------



With optional equipment or  
some special applications

**TITLE** LOWER CONTROL BOX, ENGINE POWERED SCISSORS (PLATE 4 OF 4)

**SIMON AERIALS INC.**

REV. 03 DEC., 1996

**PART  
NO.**

**PLATE  
NO.**

## PARTS LIST

[illegible]

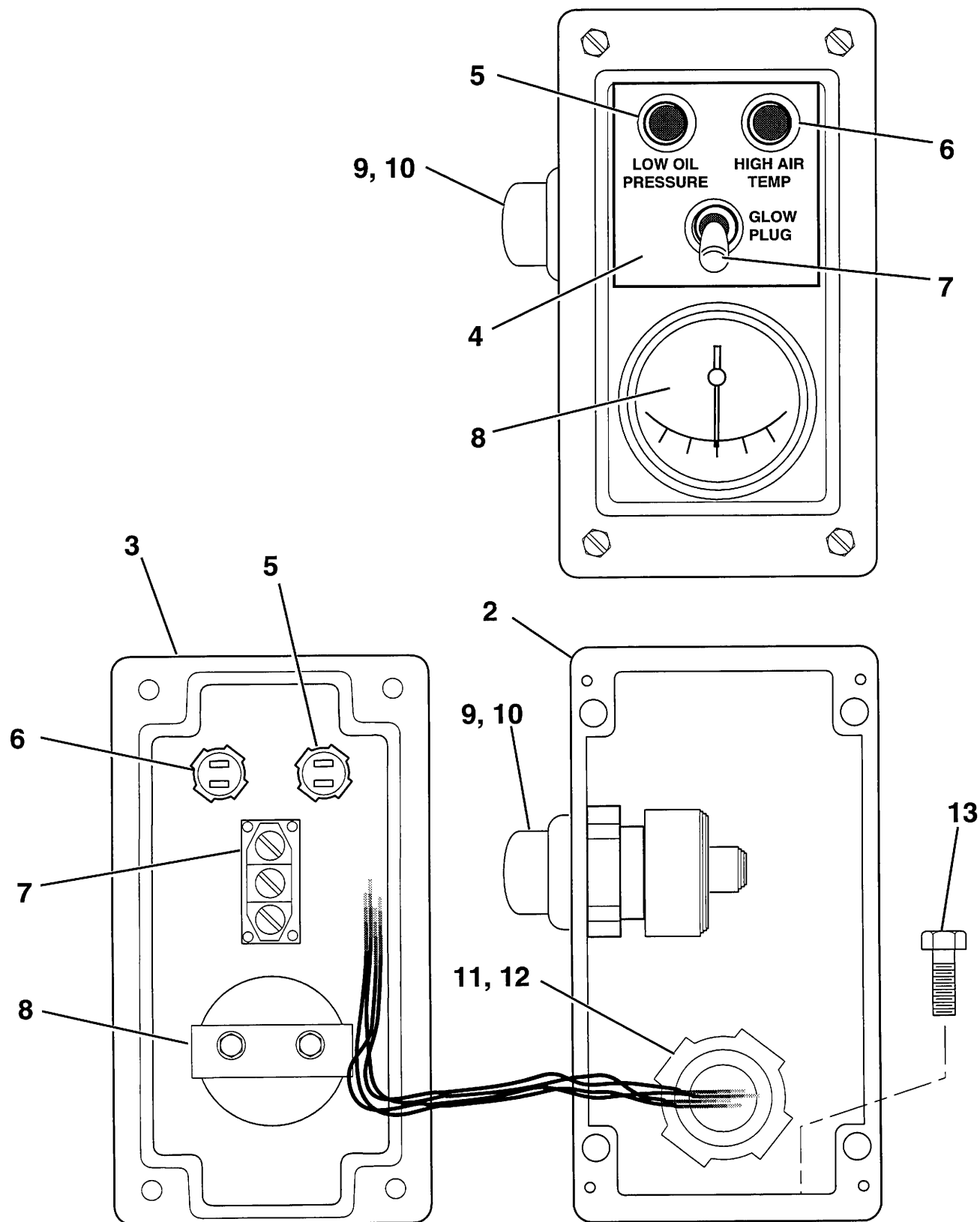
TITLE	MOTOR CONTROL BOX (SCISSORS, WITH DEUTZ ENGINE)
-------	---

PLATE NO. 07.66

**SIMON AERIALS INC.** REV. 24 SEP., 1996

PART NO.	
-------------	--

PART  
NO.



Art # A07.66001E

**TITLE** MOTOR CONTROL BOX (SCISSORS, WITH DEUTZ ENGINE)

**SIMON AERIALS INC.**

REV. 24 SEP., 1996

**PART  
NO.**

**PLATE  
NO.**

**07.66**



## PARTS LIST

ITEM	PART NO	SEE SECTION	DESCRIPTION	QTY.
1			ENGINE GROUP (Kubota D 722B)	
2			ENGINE ASSEMBLY	1
3	09-054200		ENGINE, DIESEL (Kubota D 722B) (liquid cooled)	1
4			BRACKET, THROTTLE SOLENOID	1
5			CAP SCREW, HEX HEAD (1/4"-20, Grade 5)	2
6	07-062014		WASHER, FLAT (1/4")	2
7	07-050014		NUT, HEX LOCK (1/4"-20, Grade 5)	2
8			SOLENOID, THROTTLE	1
9	03-456803		MODULE, THROTTLE SOLENOID	1
10	07-013356		MACHINE SCREW, ROUND HEAD (#10-32 x 1-1/4", Grade 2)	2
11	07-062011		WASHER, FLAT (#10)	2
12	07-050111		NUT, LOCK (#10-32, Grade 2)	2
13	11-008005		ROD, THREADED (1/4"-28 x 36" [0.9 m] long. 6.75" [171.5 mm] needed here.)	1
14	07-101100		NUT, COUPLING (1/4"-28)	3
15	07-065014		WASHER, HELICAL LOCK (1/4")	1
16	03-469401		BALL JOINT (Straight)	1
17	03-469405		BALL JOINT (90°)	1
18	09-061700		PLATE, PUMP ADAPTER (SAE #5 [8 hole, 12-3/8" pilot] flywheel housing to SAE "A" pump mount)	1
19	09-061500		COUPLING, PUMP	1
20			FLANGE, PUMP COUPLING (Plastic, 6")	1
21			HUB, PUMP COUPLING	1
22			PUMP, HYDRAULIC	1
	01-108000		For Model 2515 (0.677 in <sup>3</sup> [11.1 c.c.]/ rev.)	
	01-109100		For Model 3020, 3715 or 4612 (1.403 in <sup>3</sup> [23 c.c.]/ rev.)	
23			KEY, SQUARE (5/32")	1
24	06-045300		90° ELBOW, "O"-RING TO 37° (10-12 C5OX-S) (12MB-10MJ 90°)	1
25	06-041100		ADAPTER, "O"-RING TO 37° (12-16 F5OX-S) (12MJ-16MB)	1
26	07-003046		CAP SCREW, HEX HEAD (3/8"-16 x 1-1/4", Grade 5)	2
27	07-065016		WASHER, HELICAL LOCK (3/8")	2
28	07-062016		WASHER, FLAT (3/8")	2

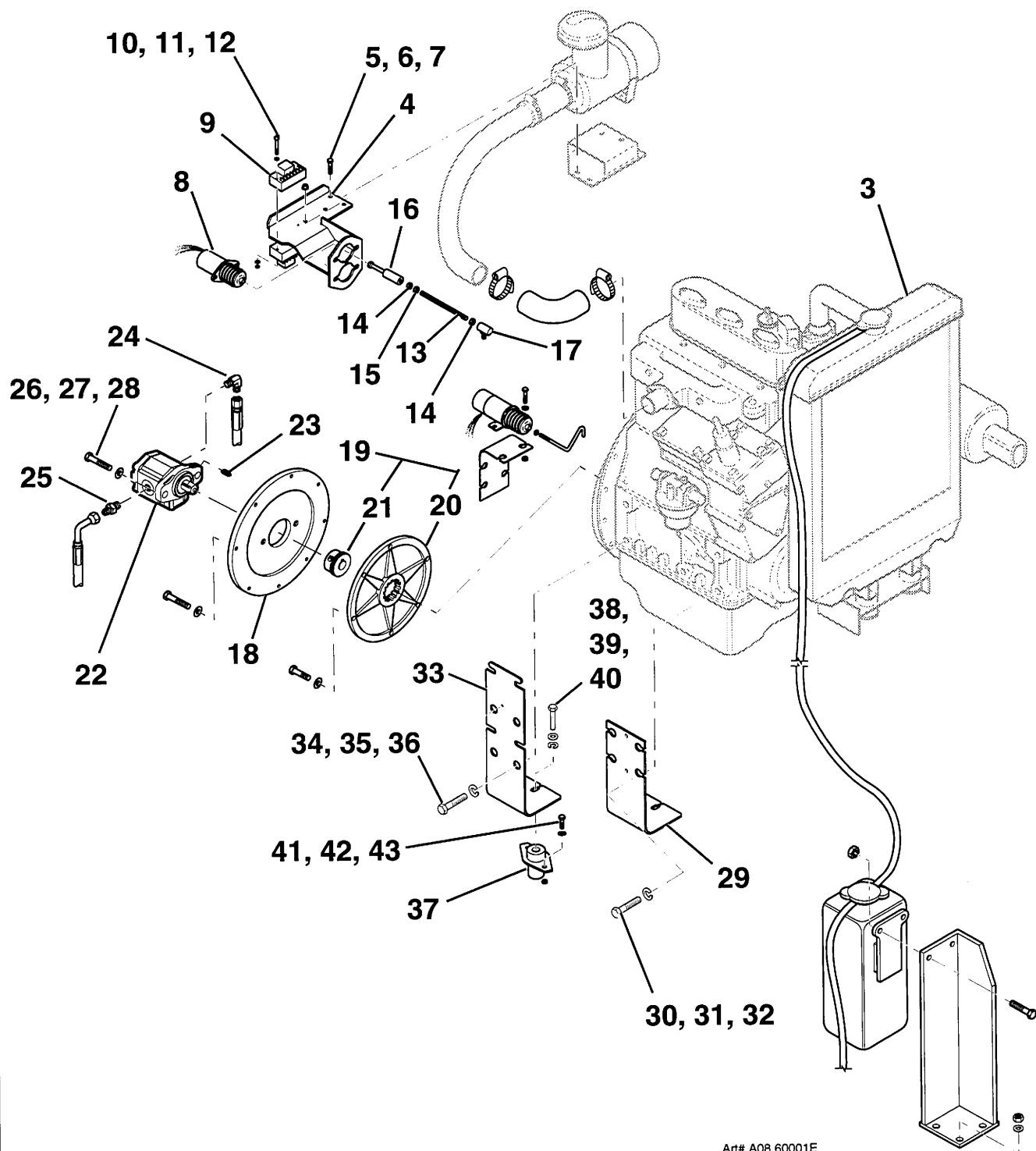
TITLE ENGINE ASSEMBLY, KUBOTA D-722 (PLATE 1 OF 2)

PLATE NO. 08.60

**SIMON AERIALS INC.**

NEW 04 OCT., 1996

PART NO.



Art# A08.60001E

TITLE

ENGINE ASSEMBLY, KUBOTA D-722 (PLATE 1 OF 2)

**SIMON AERIALS INC.**

NEW 04 OCT., 1996

PART  
NO.

PLATE  
NO.

08.60

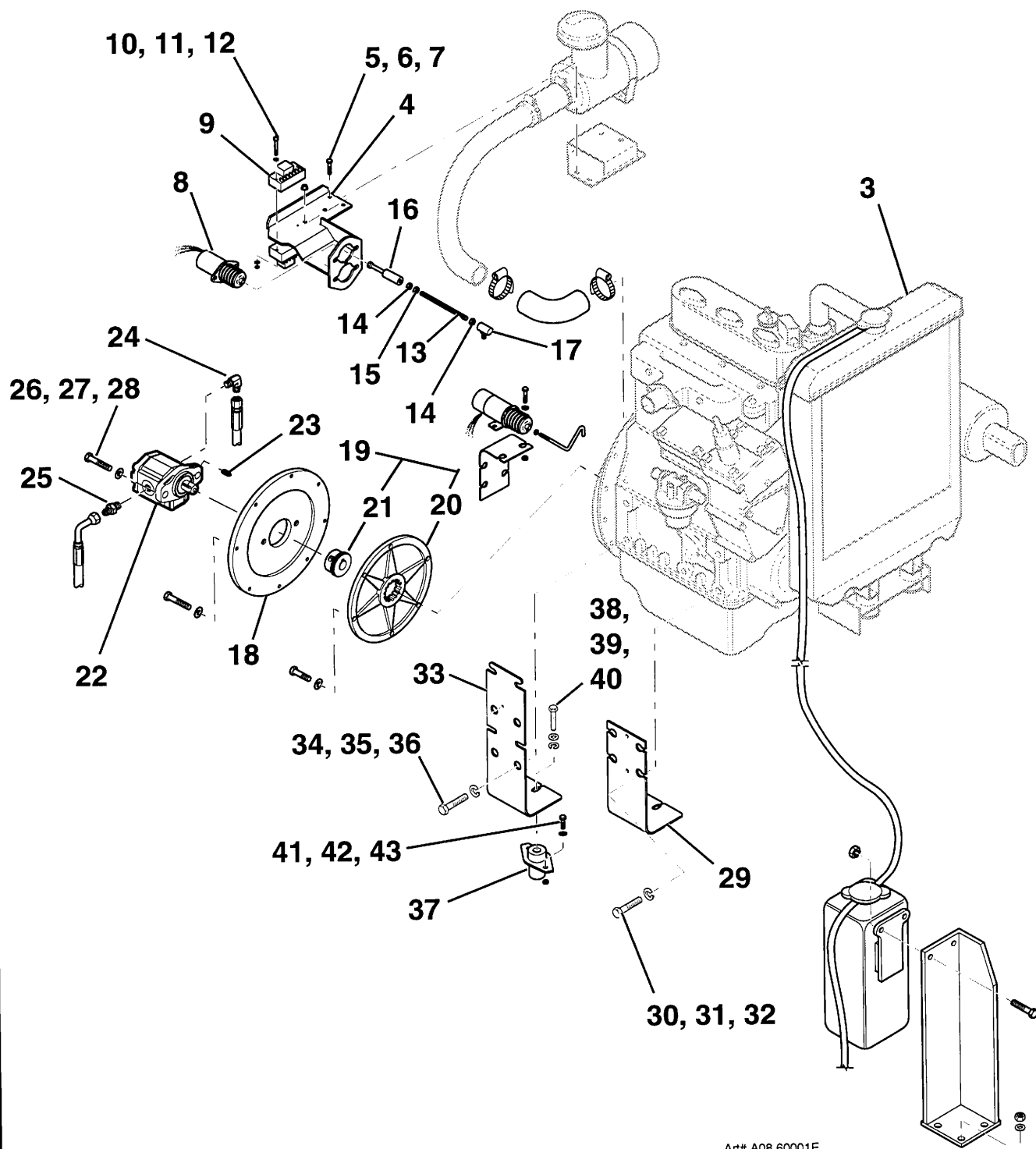
## PARTS LIST

[illegible]

TITLE	ENGINE ASSEMBLY, KUBOTA D-722 (PLATE 2 OF 2)
-------	--

PLATE NO.	08.60	SIMON AERIALS INC.	NEW 04 OCT., 1996	PART NO.
-----------	-------	--------------------	-------------------	----------

PART NO.	
-------------	--



Art# A08.60001E

TITLE ENGINE ASSEMBLY, KUBOTA D-722 (PLATE 2 OF 2)

**SIMON AERIALS INC.**

NEW 04 OCT., 1996

PART  
NO.

PLATE  
NO. 08.60

# PARTS LIST

ITEM	PART NO	SEE SECTION	DESCRIPTION	QTY.
1			ENGINE GROUP (Deutz F2L 1011)	
2			ENGINE ASSEMBLY	1
3	09-047500		ENGINE, DIESEL (Deutz F2L 1011)	
			(27 HP [20.1 kw], air cooled 2 cylinder)	1
4	09-044801		SOLENOID, FUEL SHUTDOWN (comes with engine)	1
5	03-469400		SOLENOID, THROTTLE (does not include module)	1
6	03-469404		ROD, LINKAGE	1
7	07-101100		NUT, COUPLING (1/4"-28)	
8	03-469401		BALL JOINT (Straight)	1
9	03-469405		BALL JOINT (90°)	1
10	03-456803		MODULE, THROTTLE SOLENOID	1
11			JUMPER, TERMINAL	1
12	07-013356		MACHINE SCREW, ROUND HEAD	
			(#10-32 x 1-1/4", Grade 2)	2
13	07-062011		WASHER, FLAT (#10)	2
14	07-050111		NUT, LOCK (#10-32, Grade 2)	2
15			SWITCH, OIL PRESSURE (comes with engine)	1
16	09-061700		PLATE, PUMP ADAPTER (14")	1
17	07-104200		CAP SCREW, SOCKET HEAD	
			(M 10 x 25 mm, Grade 12.9)	8
18	07-066006		WASHER, LOCK (10 mm)	8
19	09-080900		COUPLING, PUMP	1
20			FLANGE, PUMP COUPLING (Plastic, 7-1/2")	1
21			HUB, PUMP COUPLING	1
22			CAP SCREW, SOCKET HEAD	
			(M8 x 20 mm, Grade 12.9)	6
23	07-066005		WASHER, LOCK (8 mm)	6
24	01-108000		PUMP, HYDRAULIC (0.677 in <sup>3</sup> [11.1 c.c.]/ rev.)	1
25			KEY, SQUARE (5/32")	1
26	06-045000		90° ELBOW, "O"-RING TO 37°	
			(8-10 C5OX-S) (8MJ-10MB 90°)	1
27	06-040800		ADAPTER, "O"-RING TO 37° (12 F5OX-S) (12MJ-12MB)	1
28	07-003045		CAP SCREW, HEX HEAD (3/8"-16 x 1", Grade 5)	2
29	07-065016		WASHER, HELICAL LOCK (3/8")	2
30	07-062015		WASHER, FLAT (5/16", standard)	2
31	03-612800		CABLE, GROUND (Black battery cable, #1 AWG)	1

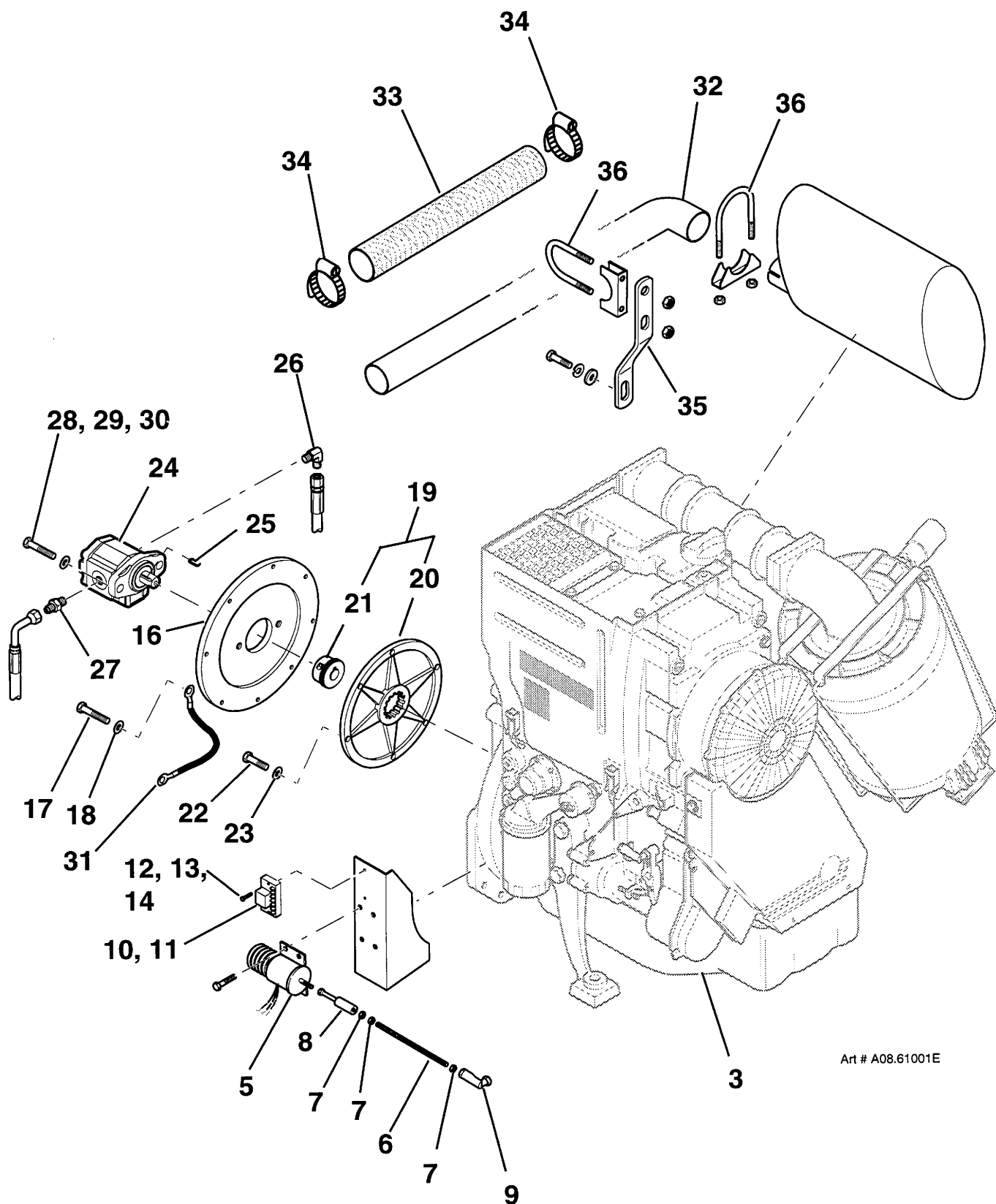
**TITLE** ENGINE ASSEMBLY, DEUTZ F2L 1011 (PLATE 1 OF 2)

**PLATE NO.** 08.61 **SIMON AERIALS INC.**

NEW 04 OCT., 1996

**PART NO.**





Art # A08.61001E

TITLE

ENGINE ASSEMBLY, DEUTZ F2L 1011 (PLATE 1 OF 2)

**SIMON AERIALS INC.**

NEW 04 OCT., 1996

PART  
NO.

PLATE  
NO.

08.61



[illegible]

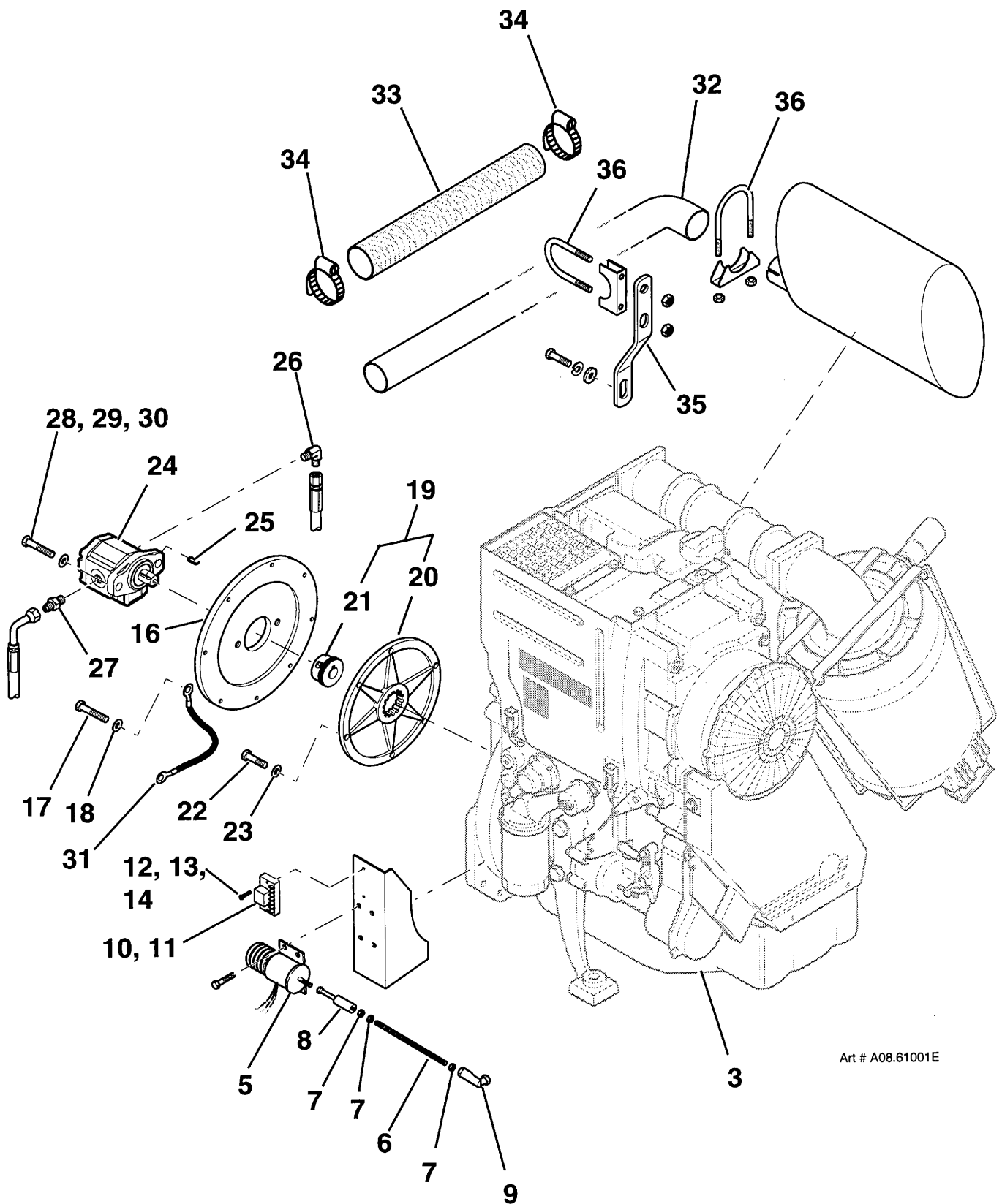
TITLE	ENGINE ASSEMBLY, DEUTZ F2L 1011 (PLATE 2 OF 2)
-------	--

PLATE NO. 08.61

# SIMON AERIALS INC.

NEW 04 OCT., 1996

PART  
NO.



Art # A08.61001E

TITLE ENGINE ASSEMBLY, DEUTZ F2L 1011 (PLATE 2 OF 2)

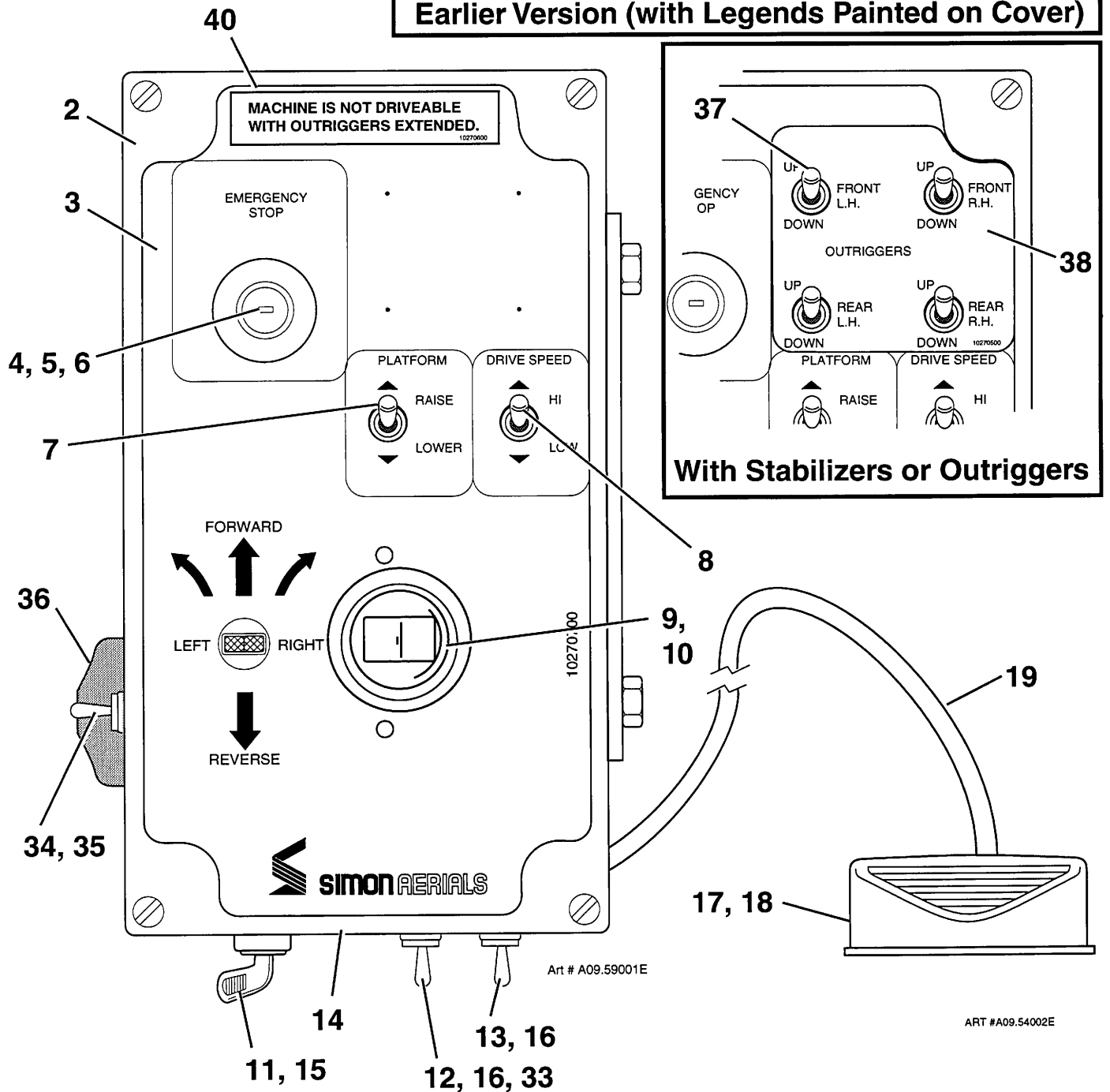
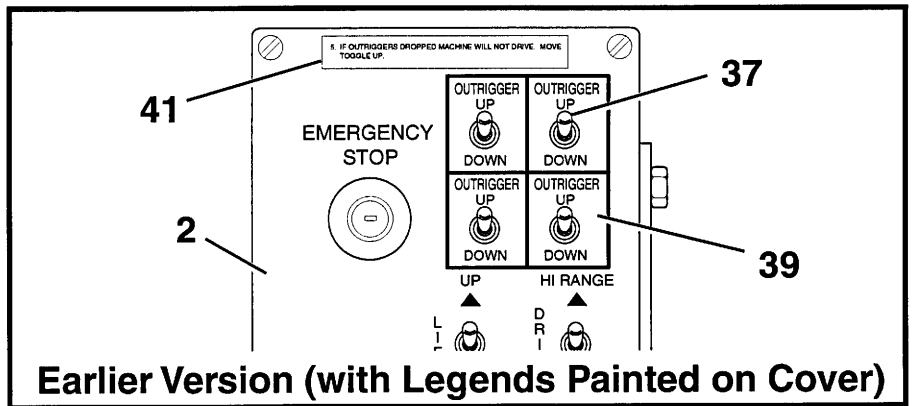
**SIMON AERIALS INC.**

NEW 04 OCT., 1996

PART  
NO.

PLATE  
NO. 08.61

PARTS LIST				
ITEM	PART NO	SEE SECTION	DESCRIPTION	QTY.
1	352 6710		PLATFORM CONTROL BOX ASSEMBLY <b>Electric</b> powered scissors, <b>without</b> stabilizers or outriggers, and <b>without</b> optional traversing deck	
	352 6720		<b>Fuel</b> powered scissors, <b>without</b> stabilizers or outriggers, and <b>without</b> optional traversing deck	
2	221 8790		BOX, PLATFORM CONTROL (Upper control box)	1
			Plain box, for use with decal, Item 3 (current version) White, with black painted legends (earlier versions)	
3	10-272700		PLACARD, PLATFORM CONTROL (for current version)	1
4	03-702000		BUTTON, EMERGENCY STOP (Red, "Pull to release")	1
5	03-454900		BASE, SWITCH MOUNTING	1
6	03-437300		BLOCK, CONTACT (Normally closed)	2
7	03-020500		SWITCH, TOGGLE (Lift/ Lower) (3 position, momentary contact, single pole)	1
8	03-020400		SWITCH, TOGGLE (Drive speed) (2 position, maintained contact, single pole)	1
9	03-483100		LEVER, DRIVE CONTROL (Joystick)	1
10	07-013414		MACHINE SCREW, ROUND HEAD (#10-32 x 1/2", Grade 2)	2
11	03-619300		SWITCH, IGNITION (4 position) (for fuel powered scissors only)	1
12	03-427600		SWITCH, TOGGLE (Choke) (for fuel powered scissors only) (2 position, momentary contact, single pole)	1
13	03-020400		SWITCH, TOGGLE (Engine speed) (for fuel powered scissors) (2 position, maintained contact, single pole)	1
14	10-231700		DECAL, "ENGINE, CHOKE/ SPEED" (with fuel powered scissors only)	1
15	03-453700 03-490000		PLUG, HOLE (for leftmost hole, electric scissors) 1/2" (earlier versions) 3/4" (later versions)	1
16	03-453700		PLUG, HOLE (1/2") (for electric powered scissors only)	2
17	03-700700		SWITCH, FOOT OPERATED	1
18	03-700701		MICROSWITCH	1
19	03-085900		CABLE, ELECTRICAL (SJO, 3 conductor, #12 AWG) (Bulk item, order as needed. 4 ft [1.2 m] required here)	A.R.
TITLE PLATFORM CONTROL BOX, SCISSORS (PLATE 1 OF 3)				
PLATE NO.	09.59	SIMON AERIALS INC.		PART NO.
		REV. 03 DEC., 1996		



TITLE PLATFORM CONTROL BOX, SCISSORS (PLATE 1 OF 3)

SIMON AERIALS INC.

REV. 03 DEC., 1996

PART NO.

PLATE NO. 09.59

## PARTS LIST

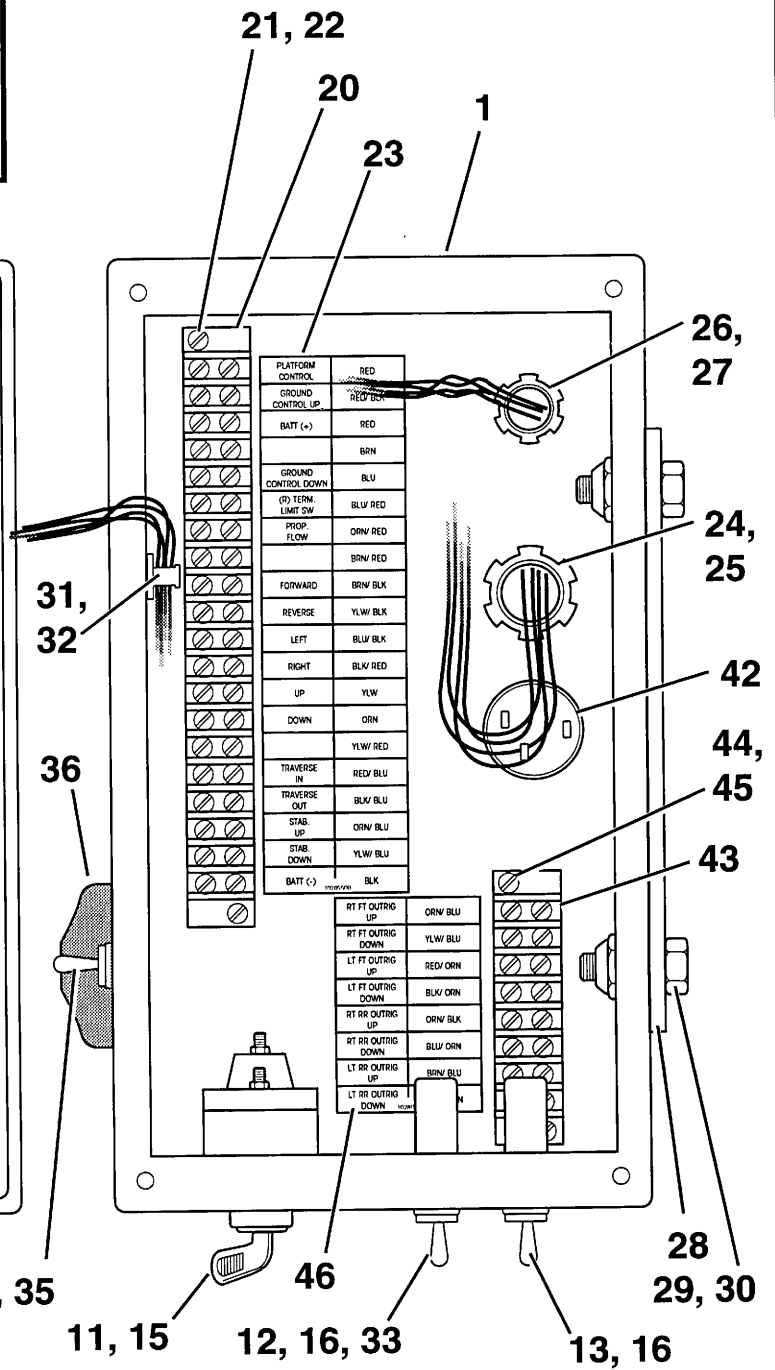
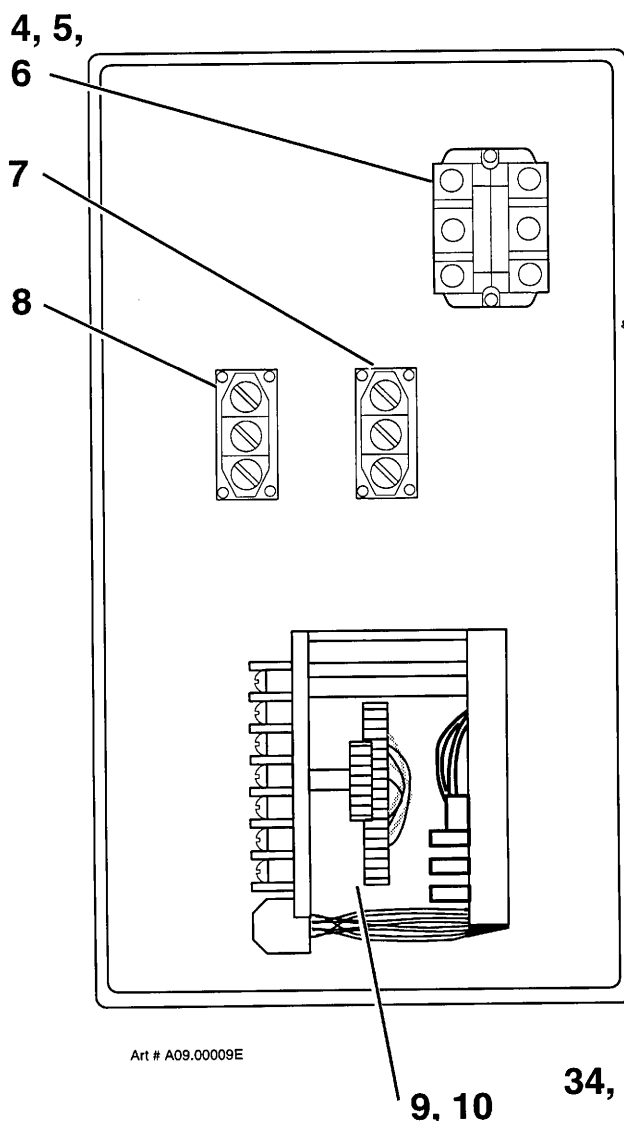
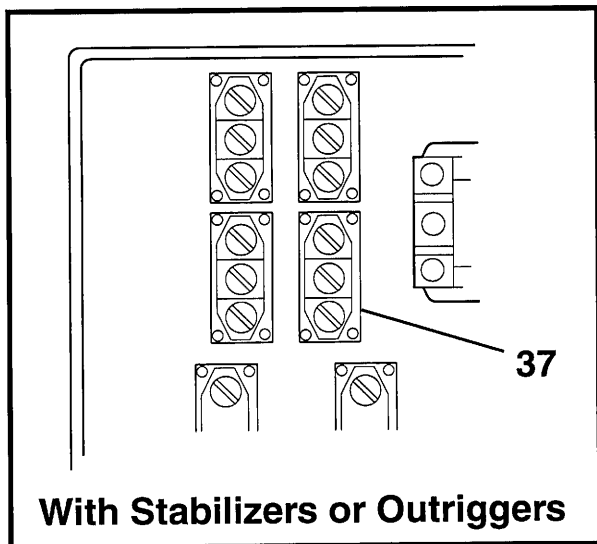
[illegible]

TITLE	PLATFORM CONTROL BOX, SCISSORS (PLATE 2 OF 3)
-------	---

PLATE NO.	09.59	SIMON AERIALS INC.	REV. 03 DEC., 1996	PART NO.
--------------	-------	--------------------	--------------------	-------------

PART NO.	
-------------	--





TITLE

PLATFORM CONTROL BOX, SCISSORS (PLATE 2 OF 3)

**SIMON AERIALS INC.**

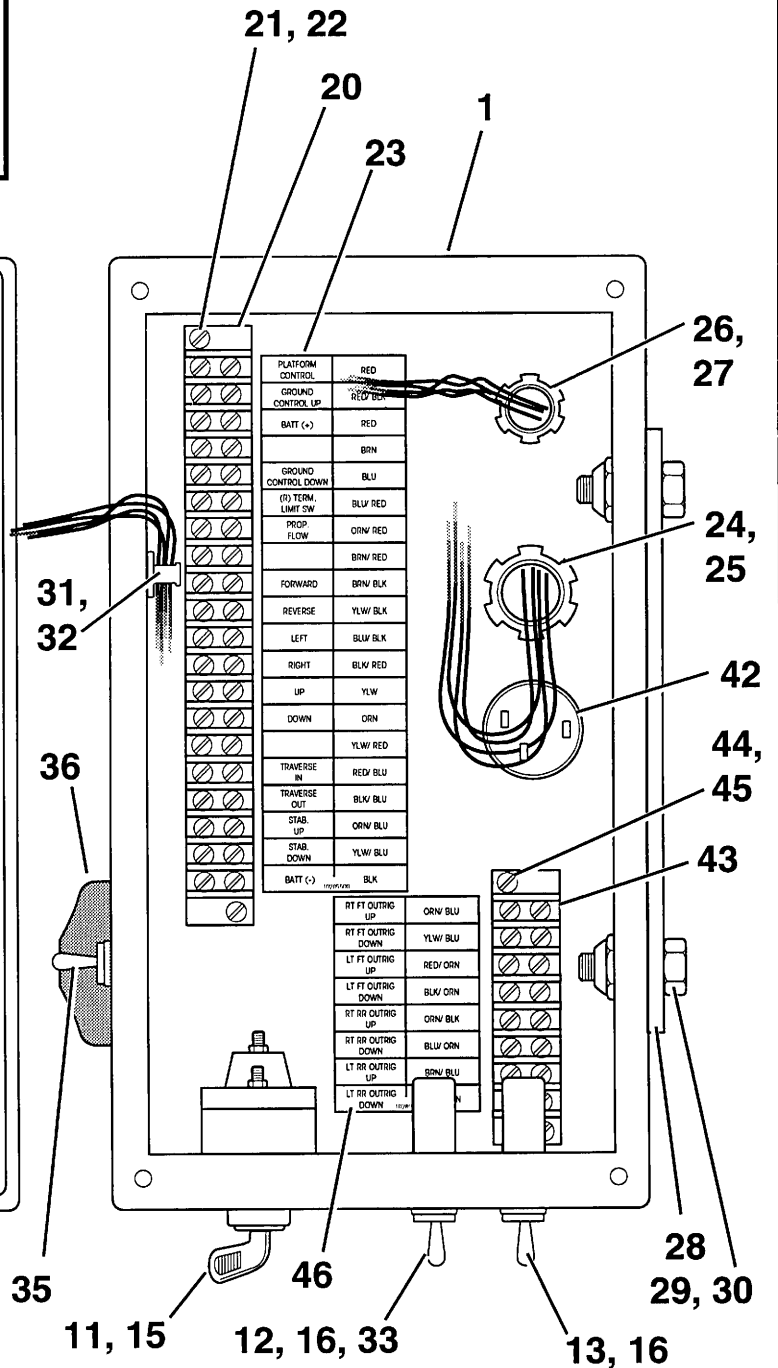
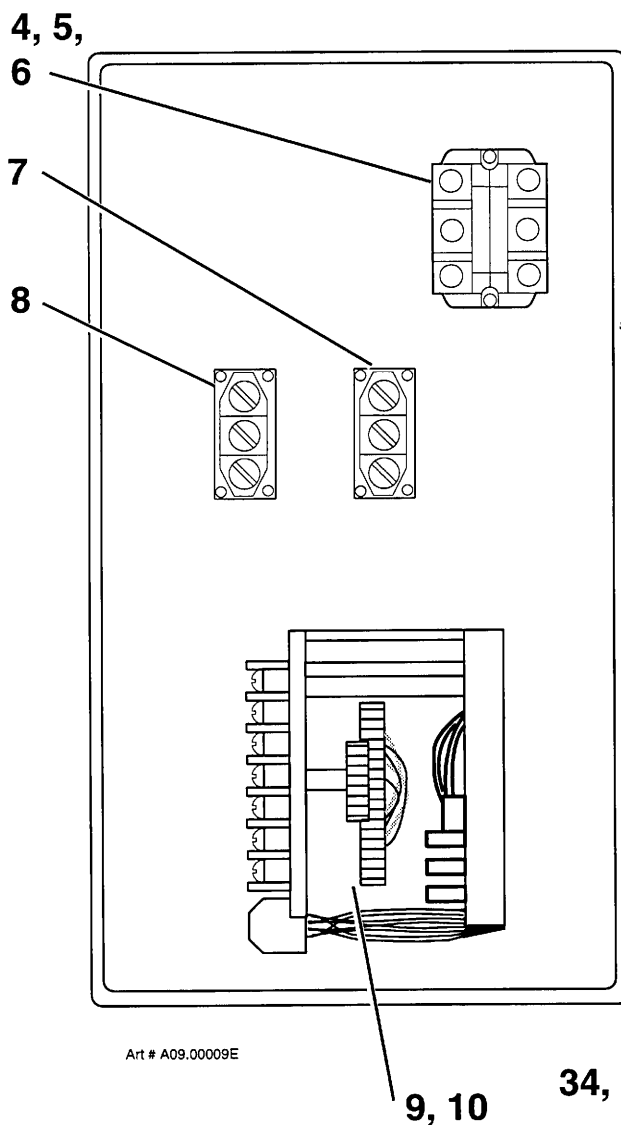
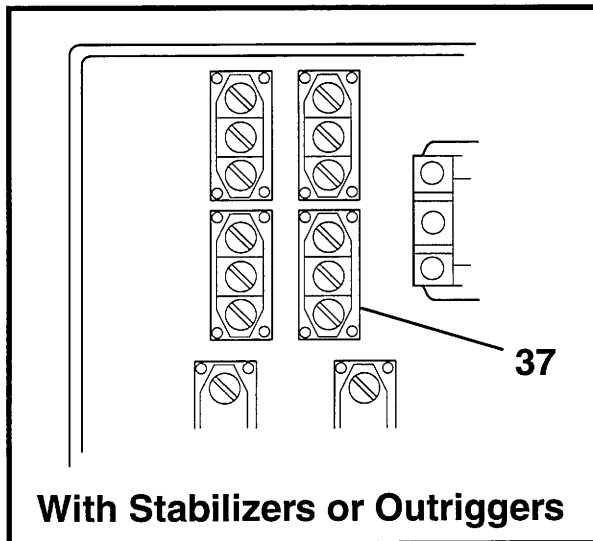
REV. 03 DEC., 1996

PART  
NO.

PLATE  
NO. 09.59



PARTS LIST				
ITEM	PART NO	SEE SECTION	DESCRIPTION	QTY.
			The following items <b>are not</b> included with the Platform Control Box:	
33	10-207700		DECAL, "GLOW PLUG" (With optional <b>Diesel</b> engine. Mounts over "Choke" toggle.)	1
34	03-020500		SWITCH, TOGGLE (with <b>traversing deck</b> option) (3 position, momentary contact, single pole)	1
35	11-228900		DECAL, "TRAVERSE PLATFORM, IN/ OUT" (current)	1
	11-201300		DECAL, "TRAVERSING DECK, IN/ OUT" (earlier version)	1
36	03-400700		GUARD, SWITCH (Traversing deck)	1
37	03-020500		SWITCH, TOGGLE (with <b>stabilizers</b> or <b>outrigger</b> option) (3 position, momentary contact, single pole)	A.R.
38			DECAL, "OUTRIGGER, UP/ DOWN" (current version)	1
	10-270300		when <b>one</b> outrigger switch is fitted	
	10-270400		when <b>two</b> outrigger switches are fitted	
	10-270500		when <b>four</b> outrigger switches are fitted	
39	47-101270		DECAL, "OUTRIGGER, UP/ DOWN" (earlier version)	A.R.
40	10-270600		DECAL, "MACHINE IS NOT DRIVEABLE . . ." (current)	1
41	47-101266		DECAL, "5. IF OUTRIGGERS DROPPED . . ." (earlier)	1
42	03-601800		ALARM, TILT (option)	1
43	03-744000		BLOCK, TERMINAL (8 position) (when <b>both</b> outriggers and traversing deck are fitted)	1
44	07-011335		MACHINE SCREW, PAN HEAD (#6-32 x 1/2", Grade 2)	2
45	07-050007		NUT, LOCK (#6-32, Grade 5)	2
46			DECAL, 8 POSITION TERMINAL BLOCK	1
	10-280100		For versions <b>with</b> optional <b>side by side</b> outriggers, and <b>with</b> optional traversing deck	
	10-280200		For versions <b>with</b> optional <b>independent</b> outriggers, <b>with</b> or <b>without</b> optional traversing deck	
TITLE PLATFORM CONTROL BOX, SCISSORS (PLATE 3 OF 3)				
PLATE NO.	09.59	SIMON AERIALS INC.		PART NO.
		REV. 03 DEC., 1996		



TITLE

PLATFORM CONTROL BOX, SCISSORS (PLATE 3 OF 3)

**SIMON AERIALS INC.**

REV. 03 DEC., 1996

PART  
NO.

PLATE  
NO.

09.59

## PARTS LIST

[illegible]

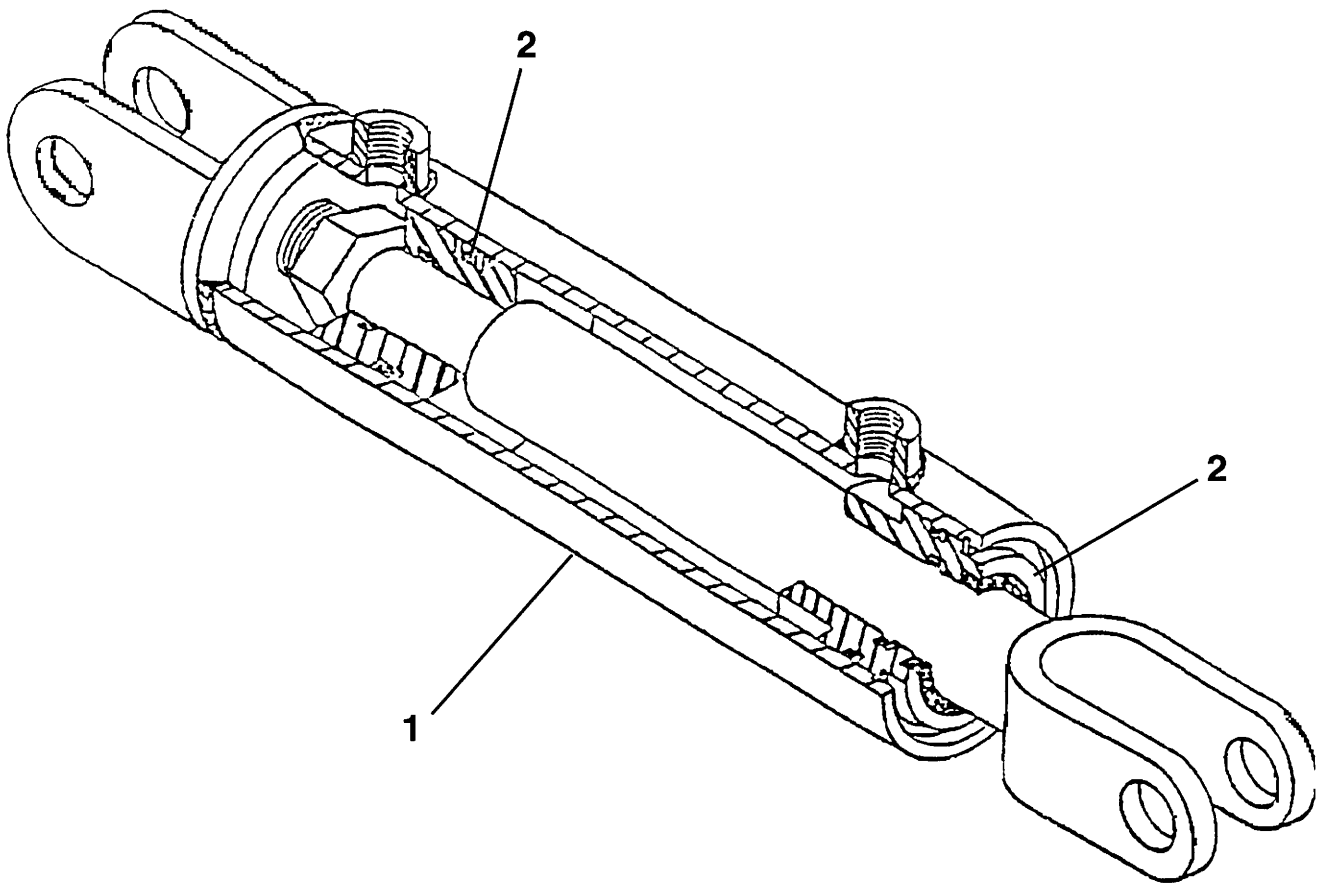
TITLE	STEER CYLINDER, 2515 SCISSORS; SKYHAWK 2031E, 2234E, 2248E
-------	--

PLATE NO. 11.54

**SIMON AERIALS INC.** NEW 11 OCT., 1994

NEW 11 OCT., 1994

PART NO.	04-027700
----------	-----------



TITLE STEER CYLINDER, 2515 SCISSORS; SKYHAWK 2031E, 2234E, 2248E

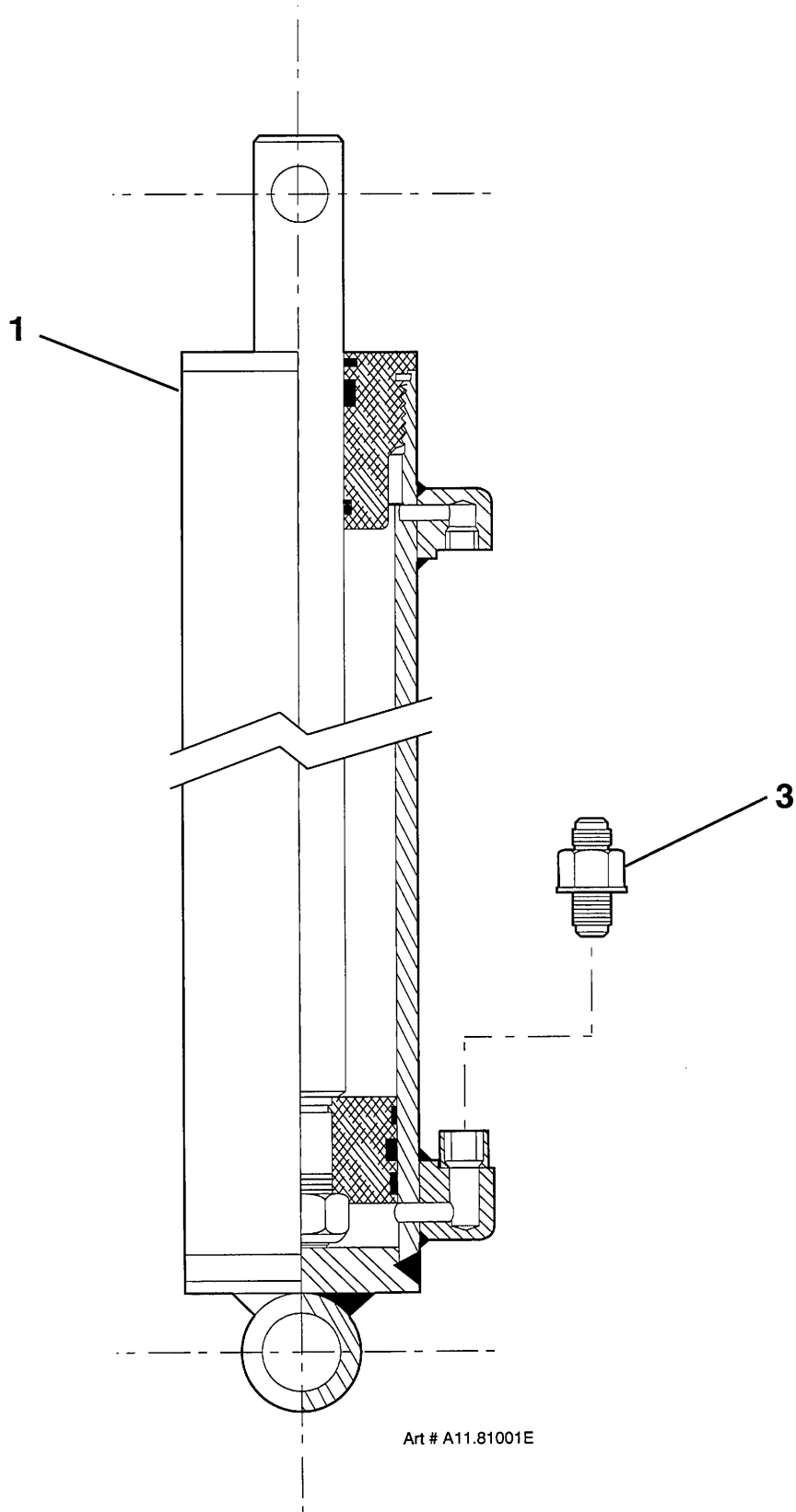
**SIMON AERIALS INC.**

NEW 11 OCT., 1994

PART NO. 04-027700

PLATE NO. 11.54

[illegible]



**TITLE** LIFT CYLINDER, SCISSORS (2515, UPPER; 3715, UPPER AND LOWER)

**SIMON AERIALS INC.**

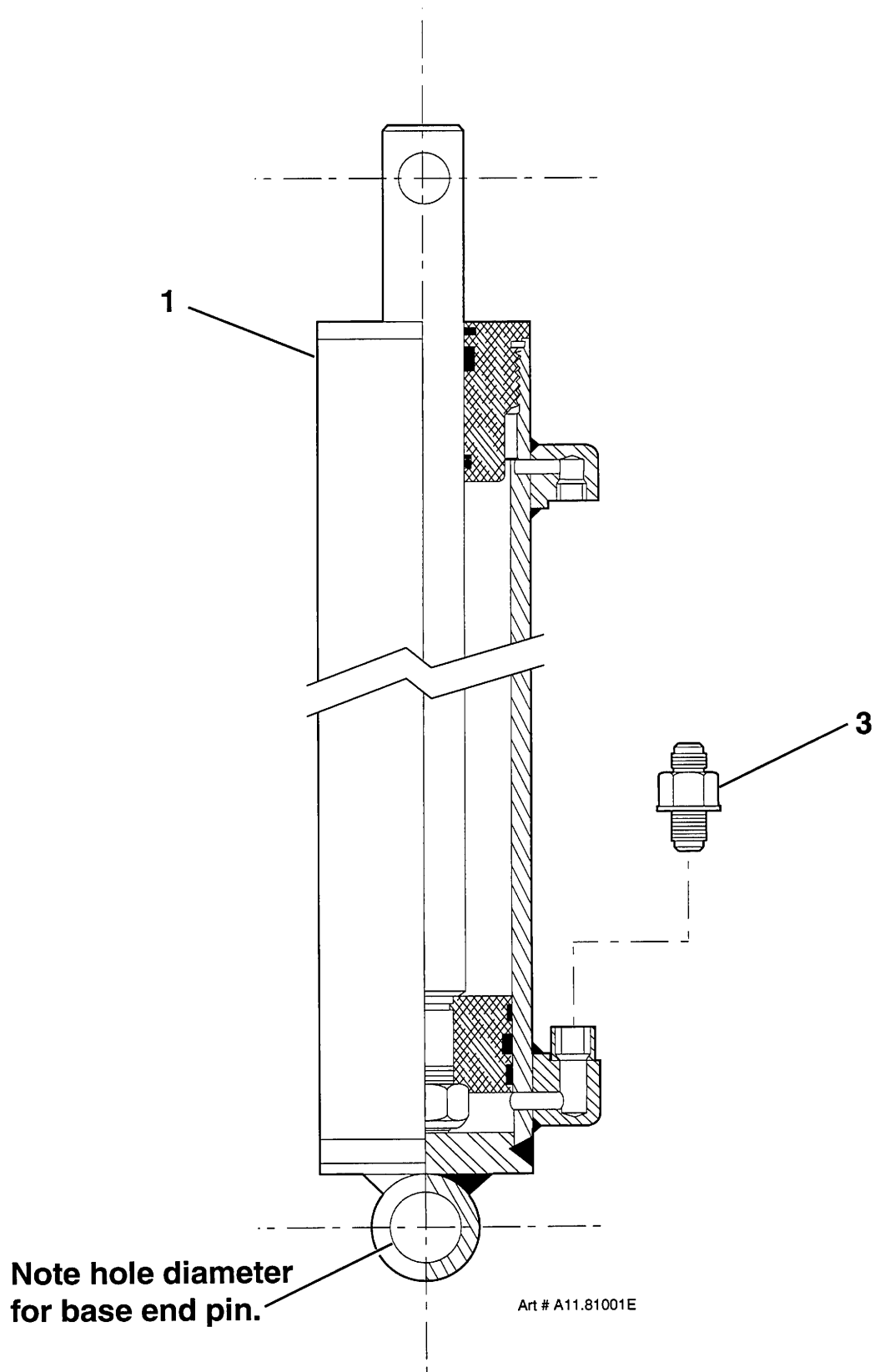
REV. 03 DEC., 1996

**PART NO.** 04-052600

**PLATE NO.** 11.83



[illegible]



TITLE

LOWER LIFT CYLINDER, 2515 SCISSORS

**SIMON AERIALS INC.**

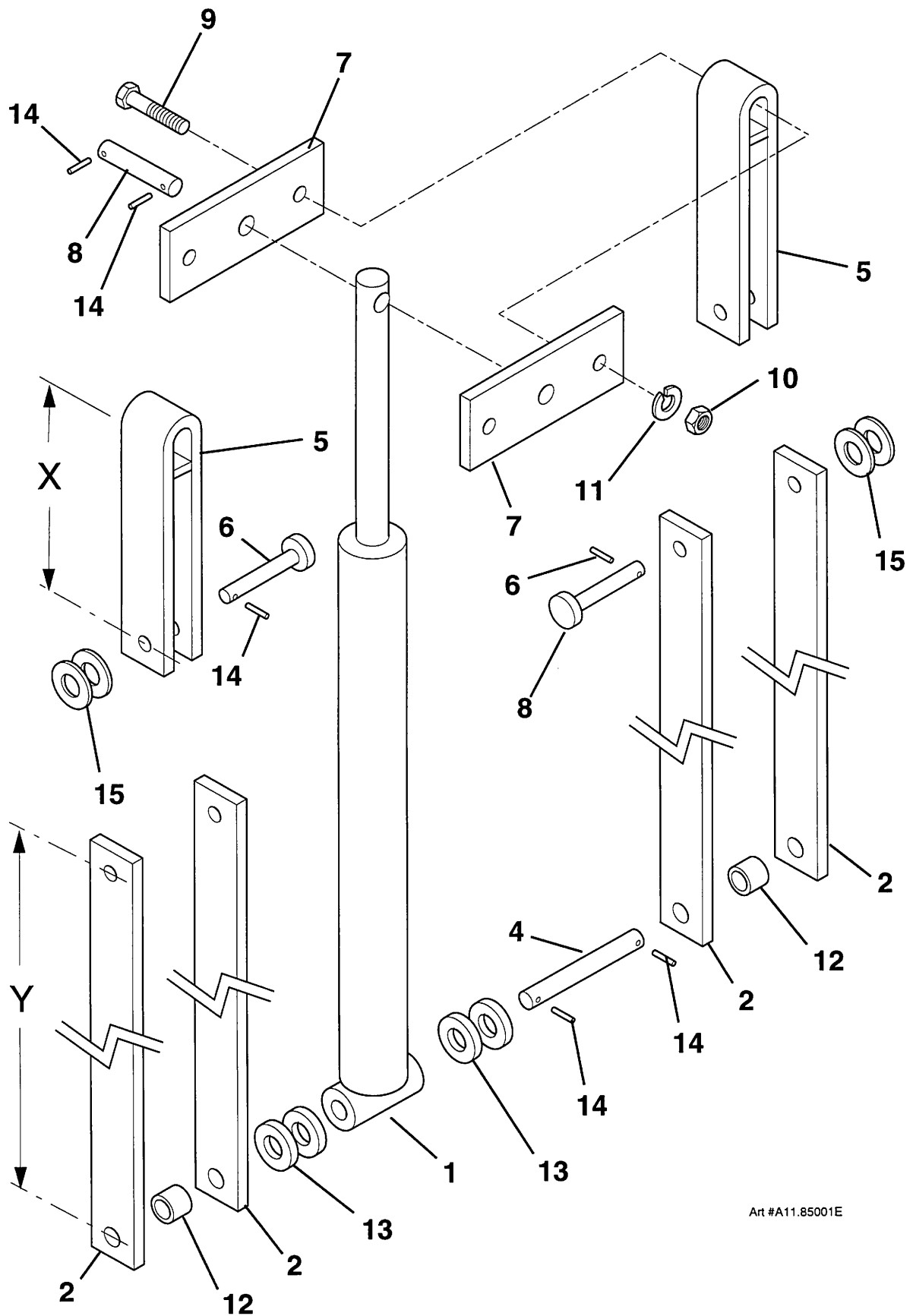
REV. 03 DEC., 1996

PART  
NO.

PLATE  
NO.

11.84

PARTS LIST				
ITEM	PART NO	SEE SECTION	DESCRIPTION	QTY.
	354 8930 354 3610		UPPER LIFT CYLINDER ASSEMBLY Current version, using upgraded components listed below Earlier version, no longer serviced. Use 354 8930.	1
1	See Plate . .	11.83	CYLINDER, LIFT (Upper)	1
2	221 1820		STRAP, LIFT CYLINDER (ref. "Y" = 25-3/4" [.654 m])	4
3	55-000500		MOUNTING UPGRADE KIT, UPPER LIFT CYLINDER	1
4	236 7160		PIN, LIFT CYLINDER (Base end) (1.0" x 7.38" [25 x 186 mm]) (end of pin is stamped "C") (replaces pin 221 1930, which has no stamp)	1
5	236 7180		CLEVIS, LIFT CYLINDER (ref. "X" = 6.38" [162 mm]) (replaces 221 1790)	2
6	236 7230		PIN, CLEVIS (0.75" x 1.75" [19 x 44.5 mm]) (end of pin is stamped "C") (replaces 222 3610, which has no stamp)	4
7	236 7210		PLATE, LIFT CYLINDER YOKE (6-5/8" x 2" x 5/8", with holes for 1" bolts) (replaces 221 1880, which was drilled for 7/8" bolts)	2
8	236 7240		PIN, LIFT CYLINDER (Rod end) (1.0" x 4.31" [25 x 109 mm]) (end of pin is stamped "C") (replaces pin 221 1920, which has no stamp)	1
9	07-122900		CAP SCREW, HEX HEAD (1"-8 x 4-1/2", Grade 5) (replaces 7/8"-14 x 4" yoke bolt 221 3210, used earlier)	2
10	07-090011		NUT, STOP (1"-8, Grade 5) (replaces 7/8"-14 nut 07-100400, used earlier)	2
11	07-090010		WASHER, HELICAL LOCK (1") (replaces 7/8" lock washer 07-100500, used earlier)	2
12	221 2130		SPACER (1.05" I.D. x .75" thick)	2
13	07-060024		WASHER, FLAT (1", SAE)	4
14	07-100000		ROLL PIN (5/16" x 2")	8
15			WASHER, FLAT (optional forms used)	
	07-062022		3/4" SAE or . . .	6
	07-106000		Machinery Bushing (3/4" I.D., 1-1/4" O.D., .048" thick)	A.R.



Art #A11.85001E

TITLE

UPPER LIFT CYLINDER MOUNTING, MODEL 2515 SCISSORS

**SIMON AERIALS INC.**

REV. 03 DEC., 1996

PART  
NO.

PLATE  
NO.

11.85

## PARTS LIST

ITEM	PART NO	SEE SECTION	DESCRIPTION	QTY.
	354 8920 354 3600		LOWER LIFT CYLINDER ASSEMBLY Current version, using upgraded components listed below Earlier version, no longer serviced. Use 354 8920.	1
1	55-000600	11.84	MOUNTING UPGRADE KIT, LOWER LIFT CYLINDER	1
2	See Plate . .		CYLINDER, LIFT (Lower) (modified)	1
3	236 7150		STRAP, LIFT CYLINDER (ref. "Y" = 13-7/8" [.352 m], with hole for 1-1/4" pin) (replaces 221 1850, which was drilled for 1" pin)	4
4	236 7170		PIN, LIFT CYLINDER (Base end) (1.25" x 8.13" [32 x 206 mm]) (end of pin is stamped "C") (replaces pin 221 2010, which measures 1.0" x 7.81" [25 x 198 mm] and has no stamp)	1
5	08-083000		WASHER, THRUST (Bronze, 1-1/4" I.D.) (replaces 1" washer 07-060024, used earlier)	2
6	236 7190		CLEVIS, LIFT CYLINDER (ref. "X" = 18-3/8" [.467 m], with welded outer reinforcing wrapper at top) (replaces 221 1750, which was not reinforced)	2
7	236 7230		PIN, CLEVIS (0.75" x 1.75" [19 x 44.5 mm]) (end of pin is stamped "C") (replaces 222 3610, which has no stamp)	4
8	236 7220		PLATE, LIFT CYLINDER YOKE (6-5/8" x 2" x 5/8", with holes for 1" bolts) (replaces 221 3340, which was drilled for 7/8" bolts)	2
9	236 7240		PIN, LIFT CYLINDER (Rod end) (1.0" x 4.31" [25 x 109 mm]) (end of pin is stamped "C") (replaces pin 221 1920, which has no stamp)	1
10	07-122900		CAP SCREW, HEX HEAD (1"-8 x 4-1/2", Grade 5) (replaces 7/8"-14 x 4" yoke bolt 221 3210, used earlier)	2
11	07-090011		NUT, STOP (1"-8, Grade 5) (replaces 7/8"-14 nut 07-100400, used earlier)	2
12	07-090010		WASHER, HELICAL LOCK (1") (replaces 7/8" lock washer 07-100500, used earlier)	2
13	221 2130		SPACER (1.05" I.D. x .75" thick)	2
14	07-100000		ROLL PIN (5/16" x 2")	8
15	07-062022		WASHER, FLAT (optional forms used) 3/4" SAE	2
	07-106000		or . . . Machinery Bushing (3/4" I.D., 1-1/4" O.D., .048" thick)	A.R.

**TITLE** LOWER LIFT CYLINDER MOUNTING, MODEL 2515 SCISSORS

**PLATE NO.**

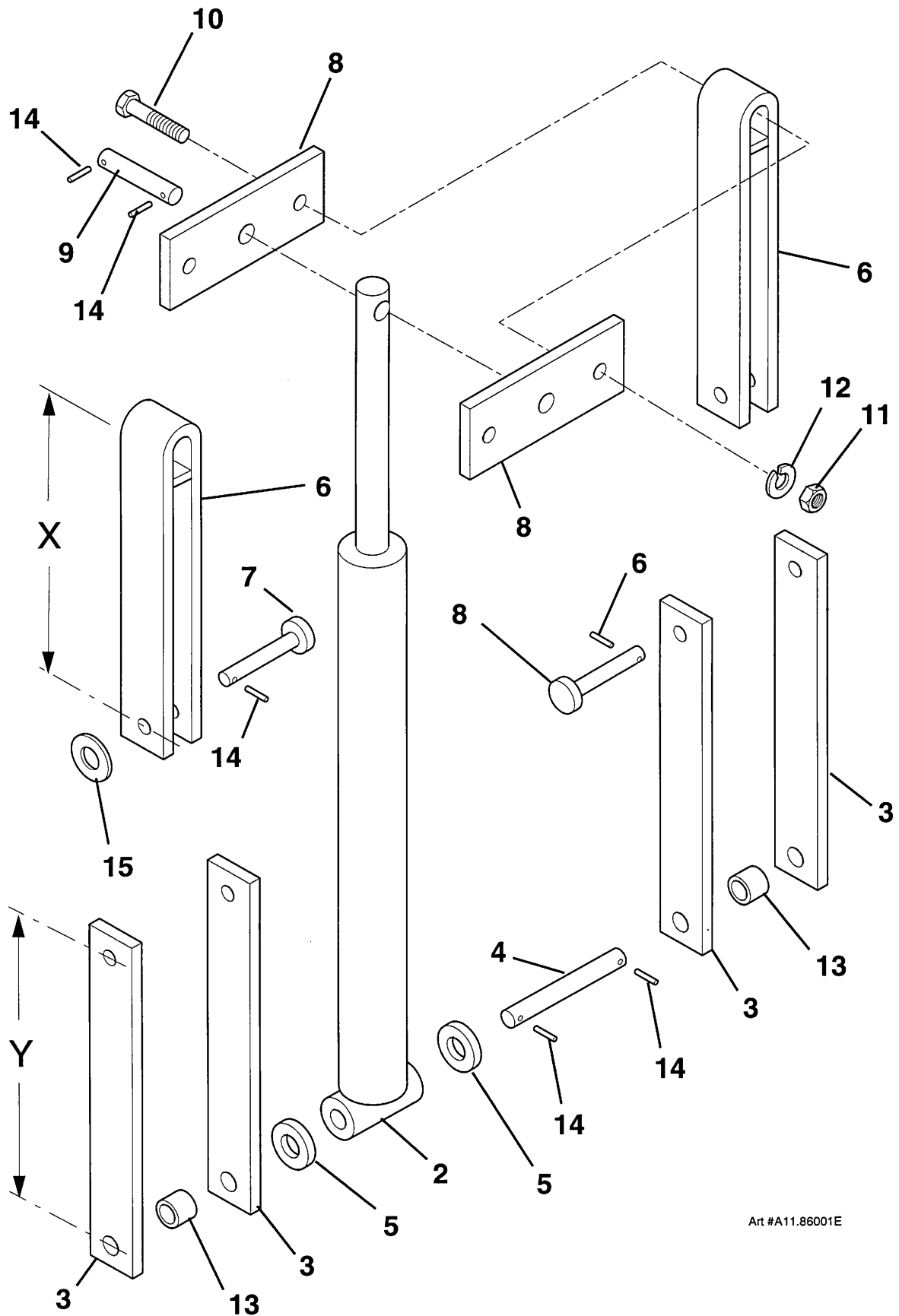
11.86

**SIMON AERIALS INC.**

REV. 03 DEC., 1996

**PART NO.**





Art #A11.86001E

**TITLE** LOWER LIFT CYLINDER MOUNTING, MODEL 2515 SCISSORS

**SIMON AERIALS INC.**

REV. 03 DEC., 1996

**PART  
NO.**

**PLATE  
NO.** 11.86



## PARTS LIST

[illegible]

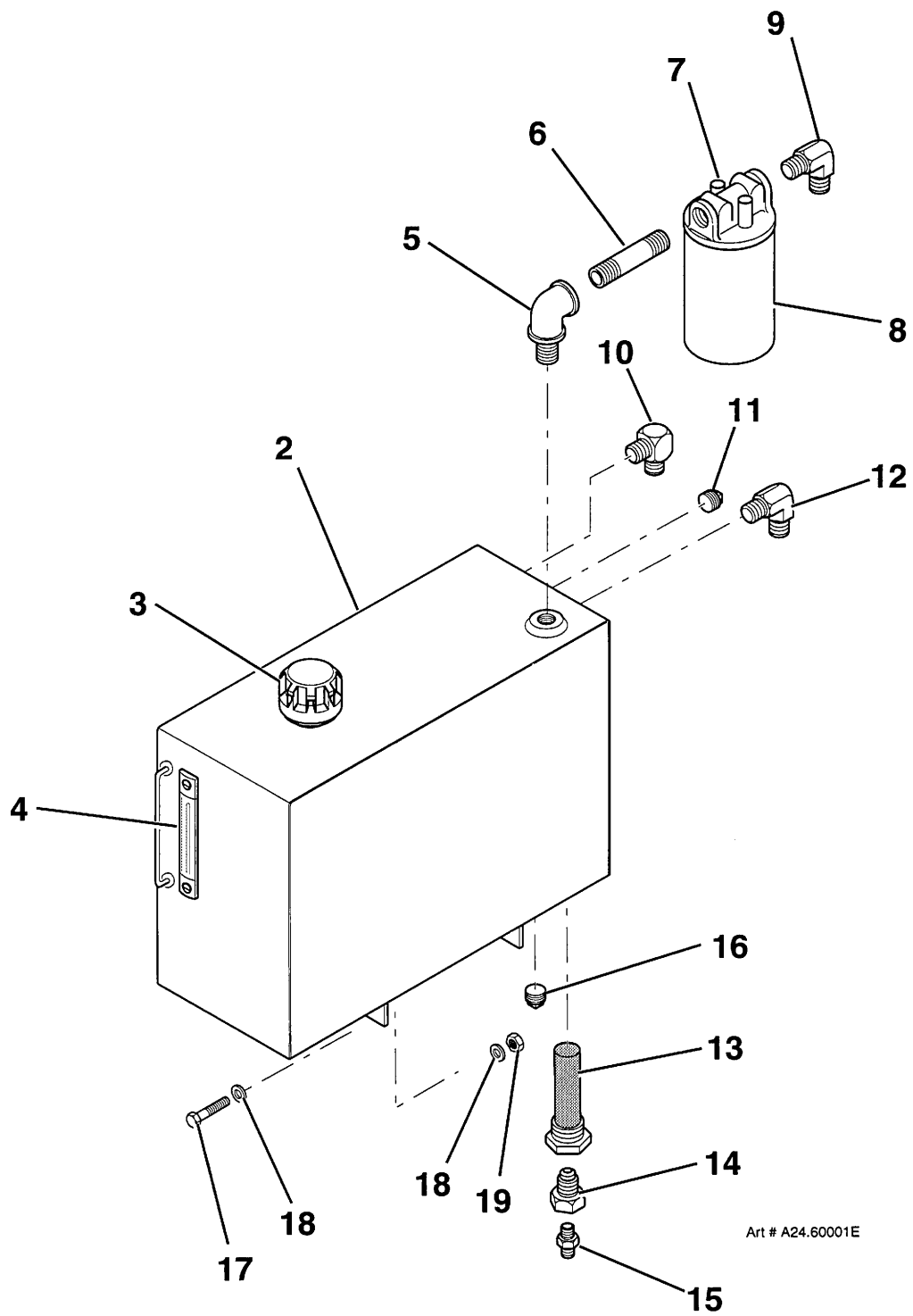
TITLE	HYDRAULIC TANK ASSEMBLY, 14 GAL. (53 L)
-------	---

PLATE NO.	24.60
-----------	-------

**SIMON AERIALS INC.** NEW 15 NOV., 1996

NEW 15 NOV., 1996

PART NO. 354 9370



Art # A24.60001E

TITLE

HYDRAULIC TANK ASSEMBLY, 14 GAL. (53 L)

**SIMON AERIALS INC.**

NEW 15 NOV., 1996

PART NO. 354 9370

PLATE NO. 24.60

## PARTS LIST

ITEM	PART NO	SEE SECTION	DESCRIPTION	QTY.
1			DECAL KIT, 2515 Scissors (Not available. Order decals individually.)	1
2	10-261400		DECAL, "DANGER" (Hazard listing, at ground controls) (Supersedes earlier version labelled 10-130600.)	1
3	10-130400		DECAL, "DANGER" (Hazard listing, at platform controls)	1
4	10-130000		DECAL, "DANGER" ("Electrocution . . .")	2
5	10-130300		DECAL, "DANGER" ("Keep away. Pinch points will . . .")	2
6	10-130700		DECAL, "DANGER" ("Stand clear. Outrigger contact . . .")	4
7	10-130200		DECAL, "WARNING" ("Machine collapsing . . .")	1
8	10-151300		PLACARD, "HYDRAULIC FLUID ONLY"	1
9			PLACARD, FUEL (with fuel powered scissors only)	1
	10-117900		"GASOLINE ONLY"	
	10-265300		"REGULAR GASOLINE ONLY" (Obsolete style. Some earlier versions were labelled 47-100225.)	
	10-151100		"DIESEL FUEL ONLY" (with optional Diesel engine)	
10	10-156100		DECAL, "MOTOR RELEASE VALVE; BRAKE VALVE; BRAKE PUMP" (3 decals on tear off sheet, standard style)	1
11	10-228600		DECAL, "MOTOR RELEASE VALVE" (optional style)	1
12	10-228800		DECAL, "BRAKE VALVE" (optional style)	1
13	10-228700		DECAL, "BRAKE PUMP" (optional style)	1
14	10-144500		DECAL, "MANUAL BRAKE RELEASE . . ."	1
15			DECAL, FILLED TIRES (This vehicle equipped . . . Towing at speeds over 10 . . .")	1
	10-208300		With calcium filled tires	
	47-100107		With foam filled tires (replaces 47-215359)	
16	10-209400		DECAL, "TIGHTEN LUG NUTS TO 90 FT./ LBS."	1
17	10-232600		DECAL, RELIEF VALVE ("Use RV3 . . . in side - out nose")	1
18	10-232600		DECAL, DEUTZ FL1011 ENGINE (marked "02974983")	1
19	10-232800		DECAL, ENGINE CONTROL BOX (for Deutz Diesel only) (Glow plug/ Low oil pressure/ High engine temp)	1
20	10-266000		PLACARD, GROUND CONTROL (Later version. Replaces individual decals, below)	1
21	47-100224		DECAL, "EMERGENCY STOP SWITCH" (obsolete)	1
22	10-209500		PLATE, "LIFT/ LOWER" (Silver lettering on Black) (obsolete)	1
	10-209500		DECAL, "UP/ DOWN" (Black lettering on White, with arrows) (obsolete, replaced by "Lift/ Lower" plate, above)	1
23	10-205100		PLATE, "HIGH RANGE/ LOW RANGE" (obsolete) (if so equipped)	1

TITLE

DECALS, 2515 SCISSORS (PLATE 1 OF 3)

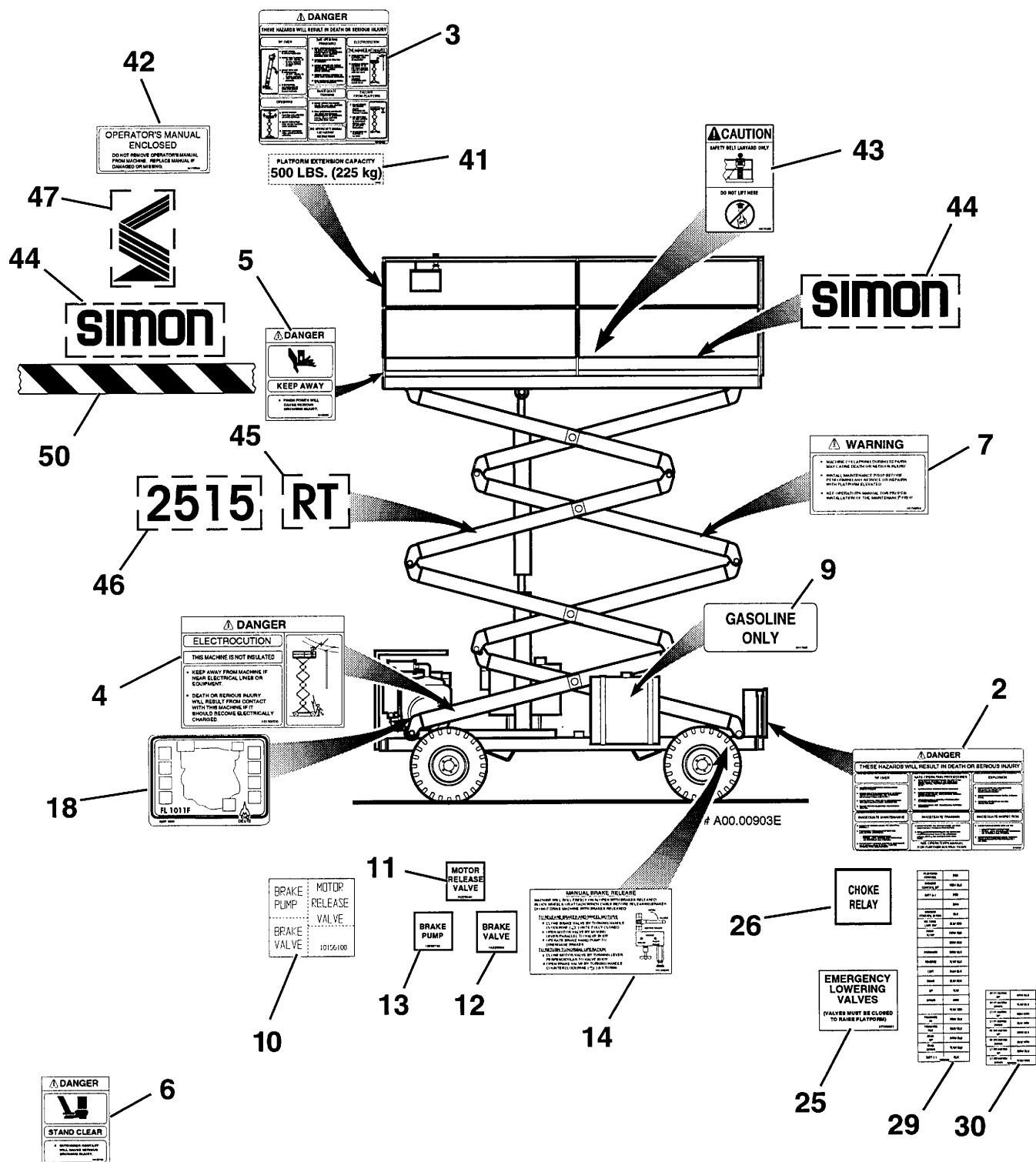
PLATE NO.

99.82

**SIMON AERIALS INC.**

NEW 03 DEC., 1996

PART NO.



TITLE DECALS, 2515 SCISSORS (PLATE 1 OF 3)

SIMON AERIALS INC.

NEW 03 DEC., 1996

PART NO.

PLATE NO. 99.82

## PARTS LIST

ITEM	PART NO	SEE SECTION	DESCRIPTION	QTY.
24	10-225800		DECAL, "PLATFORM/ OFF/ GROUND" (obsolete) (some earlier versions were labelled 10-122100)	1
25	10-259100		DECAL, "EMERGENCY LOWERING VALVES . . ." (some earlier versions were labelled 47-100321)	1
26	10-265600		DECAL, RELAY (used inside ground control box as needed) "CHOKE RELAY"	1
	10-265700		"CONTROL RELAY"	1
	10-265800		"ENGINE HIGH SPEED RELAY"	1
	10-232400		"ENGINE RELAY"	1
	10-232500		"LOW OIL PRESSURE RELAY"	1
	10-265900		"MOTOR START RELAY"	1
	10-232900		"PREHEAT RELAY"	1
27	10-025000		DECAL, "IN SWITCHING FROM GAS TO PROPANE . . ."	1
28	10-270700		PLACARD, PLATFORM CONTROL (For current versions. Earlier versions had information printed directly on box top)	1
29	10-265500		DECAL, 20 POSITION TERMINAL BLOCK (inside box) For <b>electric powered</b> versions except as listed below	2
	10-279900		For <b>engine powered</b> versions except as listed below	
	10-279800		For <b>electric powered</b> versions <b>with</b> optional <b>side by side</b> outriggers, but <b>without</b> optional traversing deck	
	10-280000		For <b>engine powered</b> versions <b>with</b> optional <b>side by side</b> outriggers, but <b>without</b> optional traversing deck	
30	10-280100		DECAL, 8 POSITION TERMINAL BLOCK (inside box) For versions <b>with</b> optional <b>side by side</b> outriggers, and <b>with</b> optional traversing deck	2
	10-280200		For versions <b>with</b> optional <b>independent</b> outriggers, <b>with</b> <b>or without</b> optional traversing deck	
31	10-231700		PLATE, ENGINE SWITCH "START/ CHOKE/ SPEED" (with fuel powered scissors only)	1
32	10-207700		DECAL, "GLOW PLUG" (With optional Diesel engine. Mounts over "Choke" toggle.)	1
33	10-270300		DECAL, "OUTRIGGER, UP/ DOWN" (current version, with optional stabilizers)	1
34	47-101270		DECAL, "OUTRIGGER, UP/ DOWN" (earlier version, with optional stabilizers)	1
35	10-270600		DECAL, "MACHINE IS NOT DRIVEABLE . . ." (current version, with optional stabilizers)	1
36	47-101266		DECAL, "5. IF OUTRIGGERS DROPPED . . ." (earlier version, with optional stabilizers)	1
37	11-228900		DECAL, "TRAVERSE PLATFORM, IN/ OUT" (current)	1
38	11-201300		DECAL, "TRAVERSING DECK, IN/ OUT" (earlier version)	1

TITLE

DECALS, 2515 SCISSORS (PLATE 2 OF 3)

PLATE  
NO.

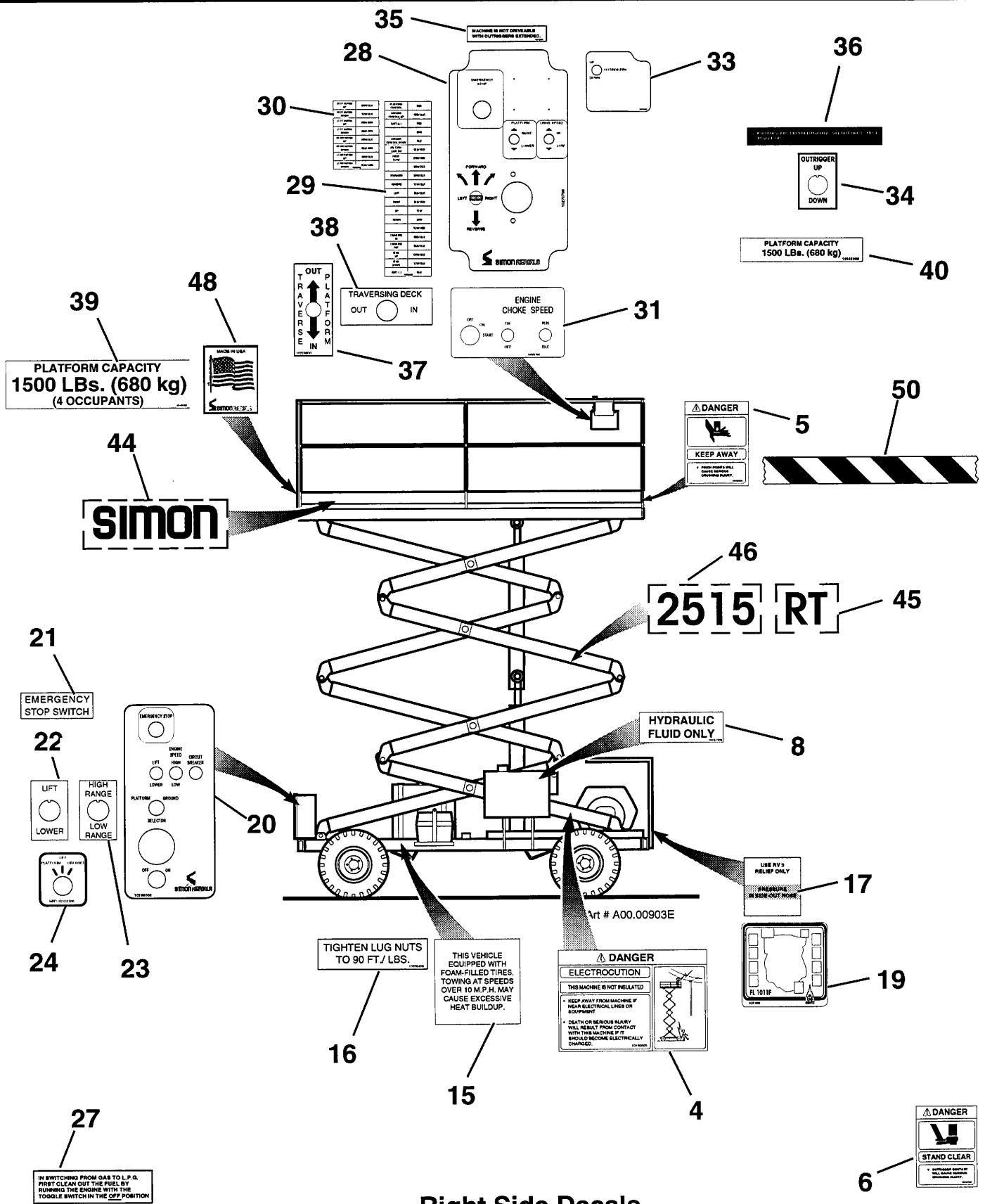
99.82

**SIMON AERIALS INC.**

NEW 03 DEC., 1996

PART  
NO.





TITLE DECALS, 2515 SCISSORS (PLATE 2 OF 3)

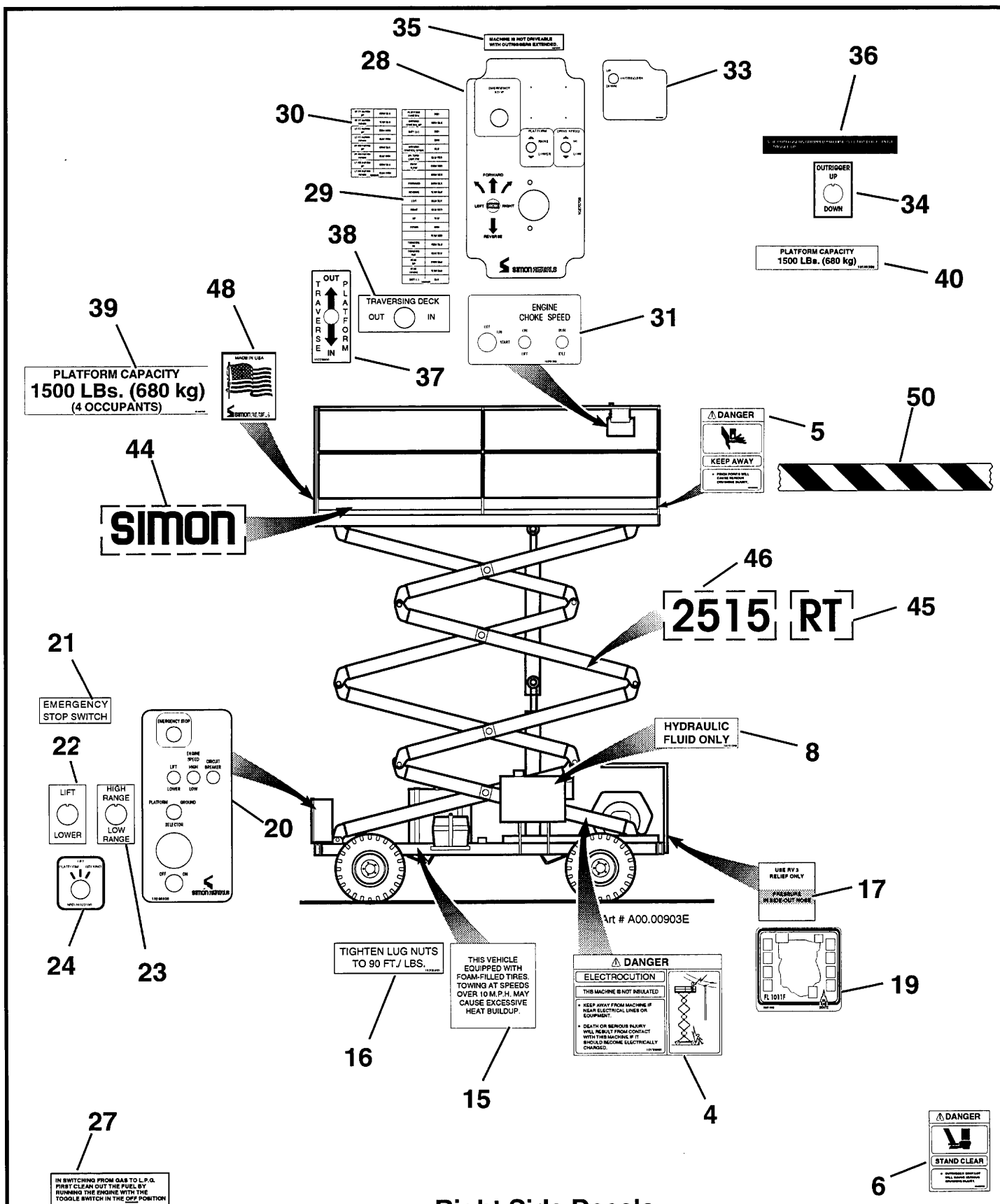
SIMON AERIALS INC.

NEW 03 DEC., 1996

PART NO.

PLATE NO. 99.82





TITLE

DECALS, 2515 SCISSORS (PLATE 3 OF 3)

**SIMON AERIALS INC.**

NEW 03 DEC., 1996

PART  
NO.

PLATE  
NO. 99.82

PARTS LIST				
ITEM	PART NO	SEE SECTION	DESCRIPTION	QTY.
39	10-143700		DECAL, PLATFORM CAPACITY (large) "1500 LBs . . . 4 OCCUPANTS" (with <b>standard</b> deck) (some earlier versions were labelled "10227600")	1
	10-143600		"1250 LBs . . . 4 OCCUPANTS" (with <b>rollout</b> or <b>traversing</b> deck)	
40			DECAL, PLATFORM CAPACITY (small)	1
	10-149300		"1500 LBs (680 kg)" (with <b>standard</b> deck)	
	10-230400		"1250 LBs (560 kg)" (with <b>rollout</b> or <b>traversing</b> deck)	
41	10-143000		DECAL, "Platform extension capacity 500 Lbs (225 kg)" (with optional <b>rollout</b> deck)	1
42	10-139800		DECAL, "OPERATOR'S MANUAL ENCLOSED"	1
43	10-272600		DECAL, "CAUTION" ("Safety belt lanyard . . .")	2
44	10-083000		DECAL, "SIMON" NAME (4" [102 mm] high, Black)	3
45			DECAL, MODEL (for "RT" versions only) Reads "2515RT" (Current version)	2
	10-278900		Reads "RT" (Earlier version. Used with 10-133600, below.)	
46	10-133600		DECAL, MODEL "2515"	2
47	10-131900		DECAL, SIMON "S" LOGO (Orange/ Gray, 9" [229 mm] wide x 13-1/2" [344 mm])	1
48	10-121600		DECAL, "MADE IN U.S.A."	1
49			DECAL, STRIPING ([4] stripes, 3-3/4" [95 mm] wide) (Bulk item, order as needed. 28 ft [8.53 m] needed here.)	A.R.
	10-126800		Orange stripes (standard)	
	10-213000		Cream stripes (used with some optional color schemes)	
50	10-069900		TAPE, SAFETY STRIPE (Yellow/ Black diagonal stripe) (2" [51 mm] wide x 36 Yd [33 m] long roll)	A.R.
TITLE DECALS, 2515 SCISSORS (PLATE 3 OF 3)				
PLATE NO.	99.82	SIMON AERIALS INC.		PART NO.
				NEW 03 DEC., 1996

99.82

# SIMON AERIALS INC.

NEW 03 DEC.. 1996

PART  
NO.

[illegible]



Simon Aerials Inc.  
10600 West Brown Deer Road  
Milwaukee Wisconsin 53224 USA  
Parts Phone 1-800-47-SIMON  
24 Hr (Machine) 414-362-8280  
Fax 414-355-3172

TITLE

DECALS, SAMSUNG (SPECIAL)

PART  
NO.

REV.

-

DATED

30 JUL., 1996

SECTION

99.

PLATE NO.

99

PAGE

01